


FALL SEASON 2024  
ROHAN RIDERS  
ATTACKING PENALTY CORNER PERFORMANCE REPORT  
(Games 1-22)



CONTENTS:

**CORNER ANALYSIS**

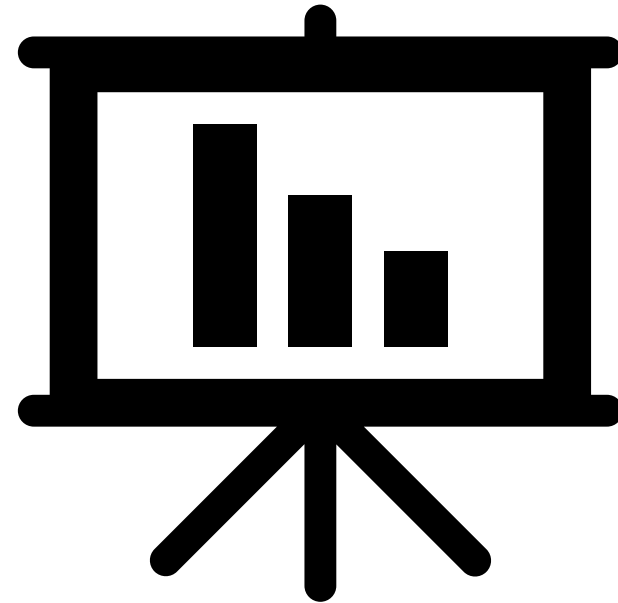
- Common structures
- General overview
- Straight corners
- Straight by player
- Strikers comparison
- Deflection corners
- Passing corners
- Dribble corners
- Corner type comparison
- 1st Battery corners
- 2nd Battery corners
- Short corners
- Overtime corners
- Heat map
- Season corner conversion evolution

**PLAYERS ANALYSIS**


- Players involvement breakdown
- Players comparison
- Inserters performance
- Inserters comparison
- Stickstoppers performance
- Stickstoppers comparison

**PLAY BY PLAY**

- 1<sup>st</sup> Battery corners
- 2<sup>nd</sup> Battery corners
- Short corners
- Overtime corners




INTELLECTUAL PROPERTY OF PENALTY CORNER ANALYTICS

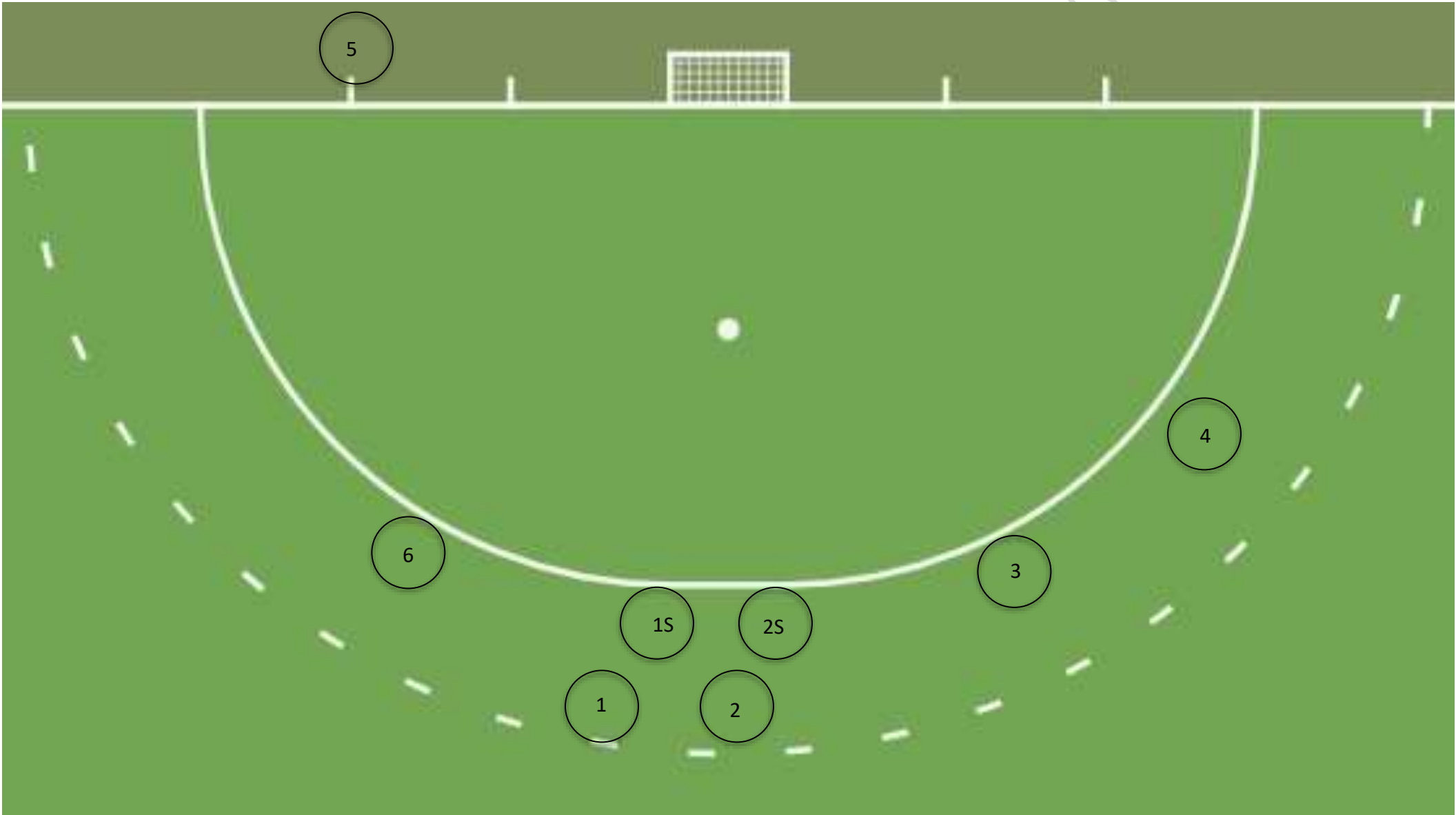


# CORNER ANALYSIS

INTELLECTUAL PROPERTY OF PENALTY CORNER ANALYTICS



COMMON STRUCTURE: DOUBLE BATTERY

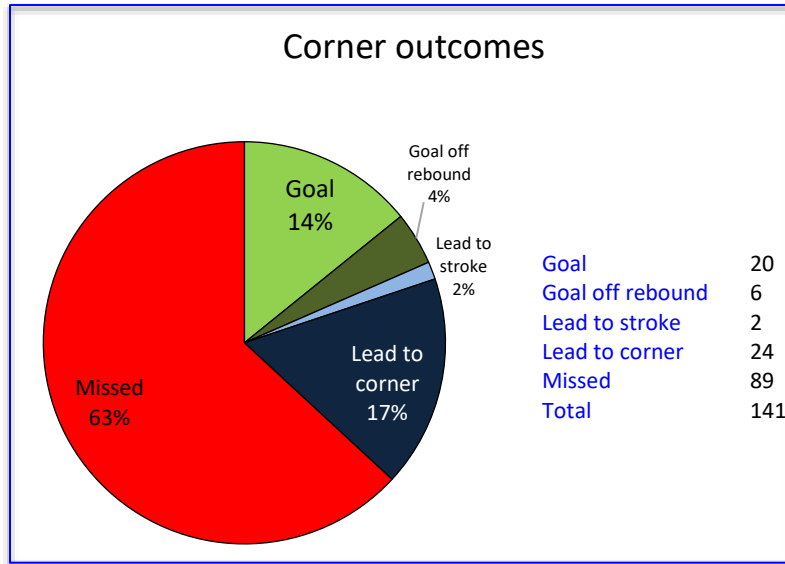




# ATTACKING PENALTY CORNER PERFORMANCE REPORT

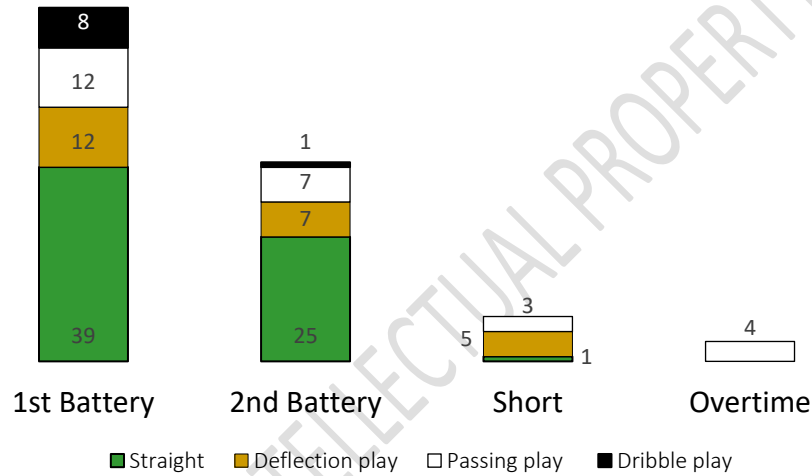


## GENERAL OVERVIEW

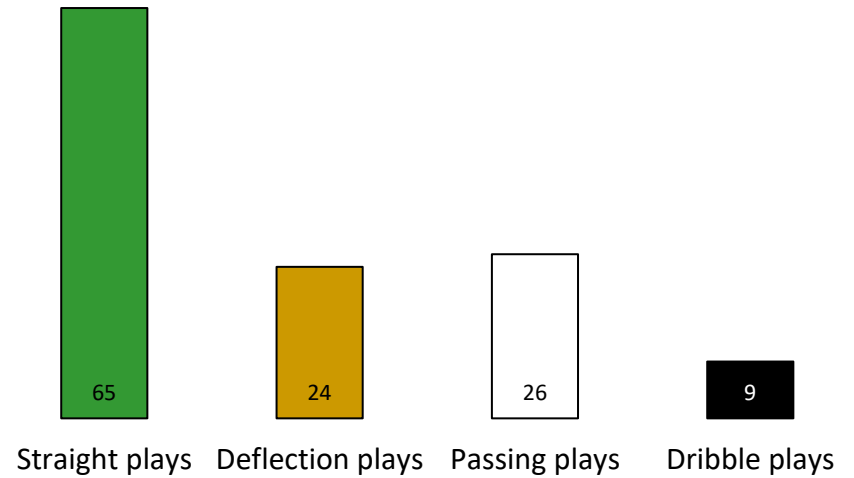


	1 <sup>st</sup> Battery	2 <sup>nd</sup> Battery	Short	Overtime	Total
<b>Straight plays</b>	39	25	1	0	65
<b>Deflection plays</b>	12	7	5	0	24
<b>Passing plays</b>	12	7	3	4	26
<b>Dribble plays</b>	8	1	0	0	9
<i>Broken plays</i>	9	8	0	0	17
<b>Total</b>	<b>80</b>	<b>48</b>	<b>9</b>	<b>4</b>	<b>141</b>

### Battery selection by play type

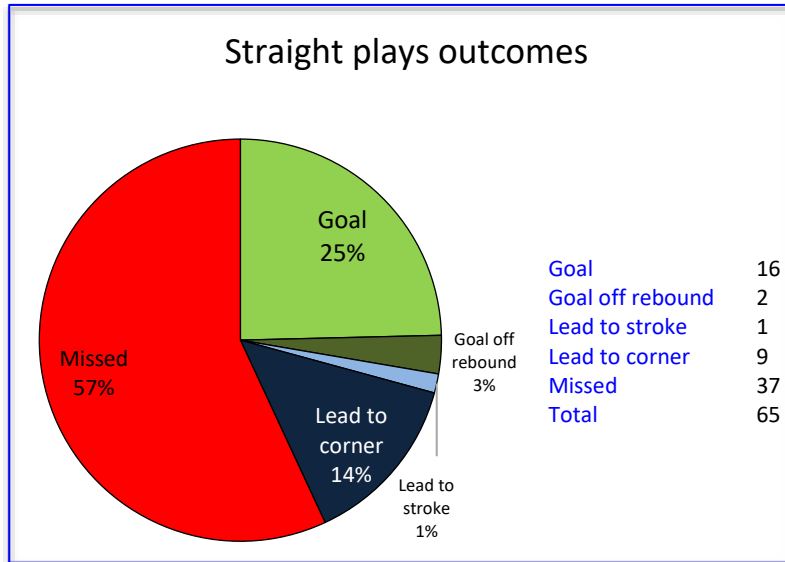


### Play selection





**STRAIGHT CORNERS**



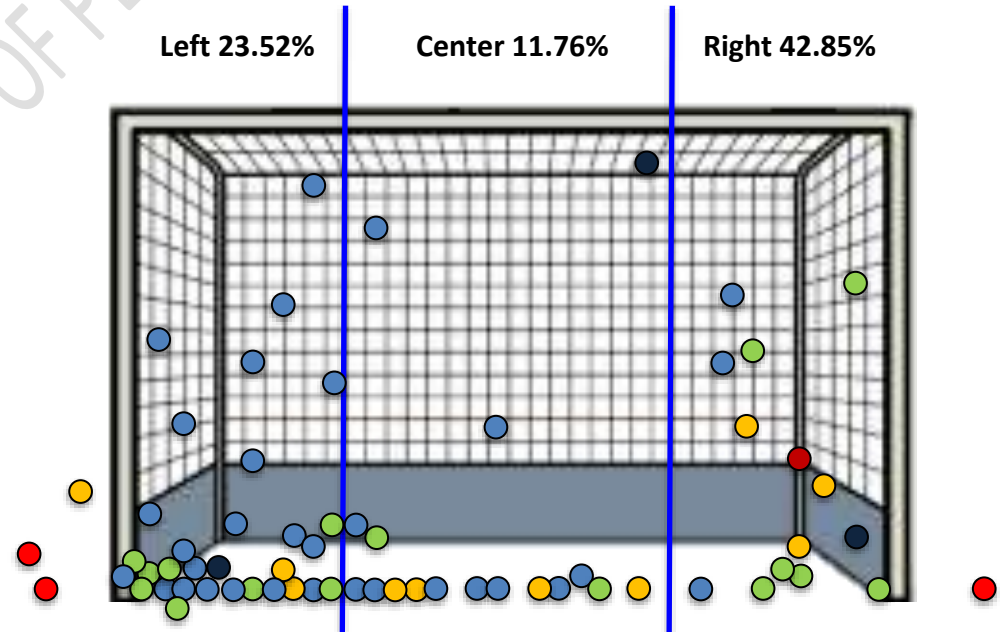
INITIAL SHOT BREAKDOWN				
	Left side	Center	Right side	Total
<b>Scored</b>	8	2	6	<b>16</b>
<b>Saved by goalie</b>	20	10	3	<b>33</b>
<b>Saved by player on post</b>	1	1	1	<b>3</b>
<b>Blocked</b>	3	4	2	<b>9</b>
<b>Wide</b>	2	0	1	<b>3</b>
<b>High</b>	0	0	1	<b>1</b>
<b>Goal percentage</b>	23.52%	11.76%	42.85%	<b>24.61%</b>

**Shots on goal** 52

**Shots out of goal** 4


**Shots blocked** 9

**Shot on goal rate** 80%

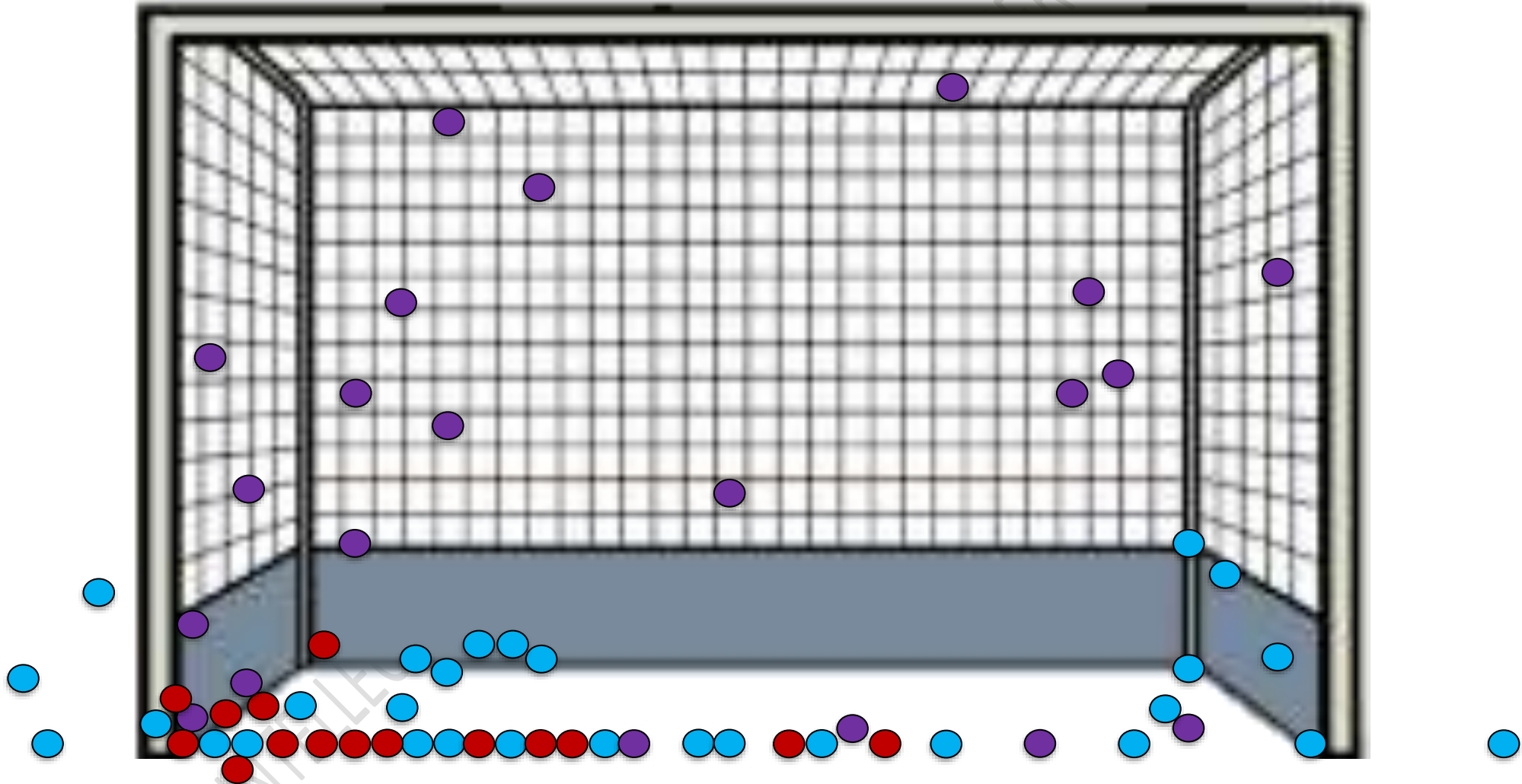




# ATTACKING PENALTY CORNER PERFORMANCE REPORT



Hit  
Sweep  
Draglick






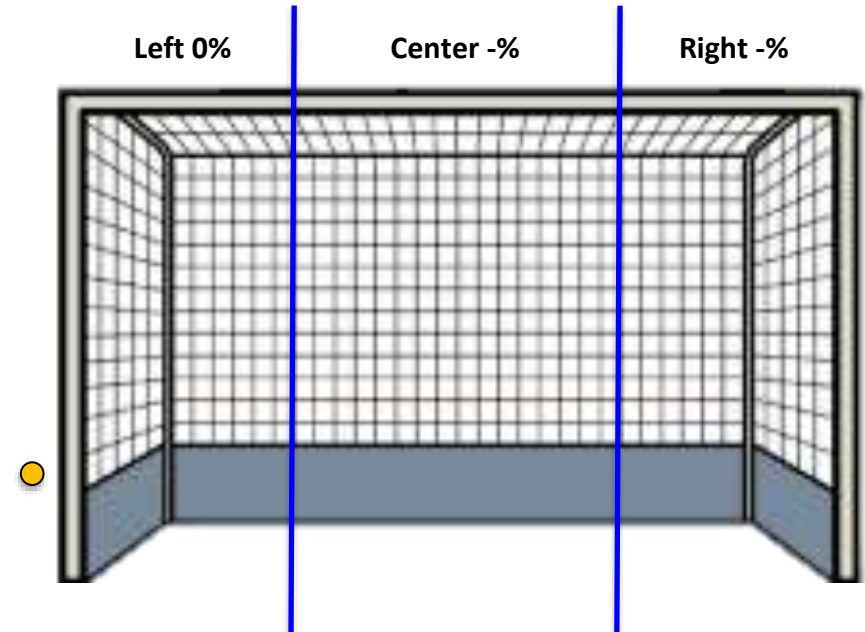
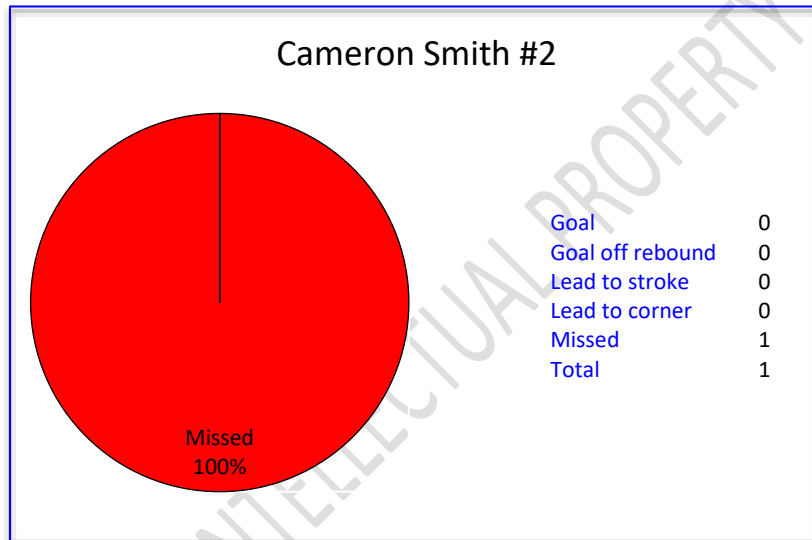
# ATTACKING PENALTY CORNER PERFORMANCE REPORT



## STRAIGHT BY PLAYER: CAMERON SMITH



	Left side	Center	Right side	Total
Scored	0	0	0	0
Saved by goalie	0	0	0	0
Saved by player on post	0	0	0	0
Blocked	1	0	0	1
Wide	0	0	0	0
High	0	0	0	0
Goal percentage	0%	-%	-%	0%








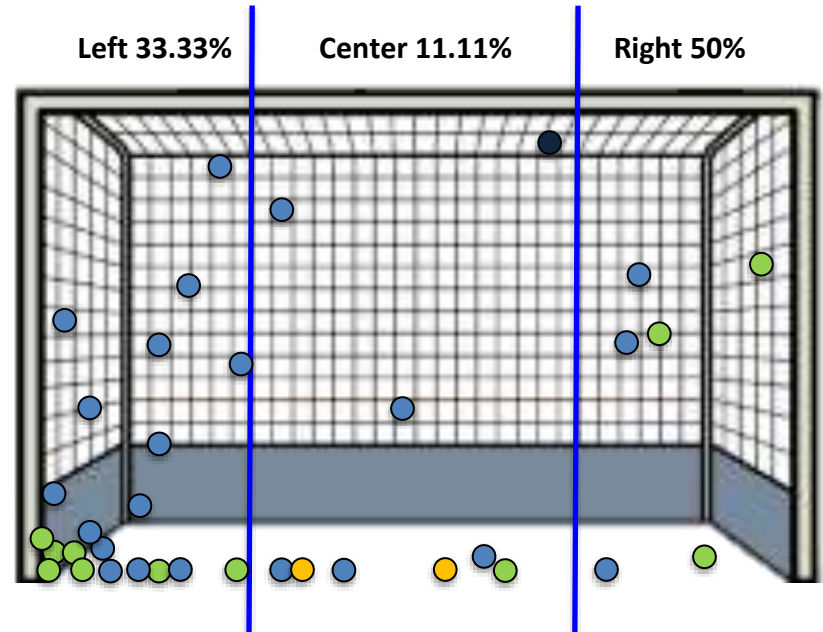
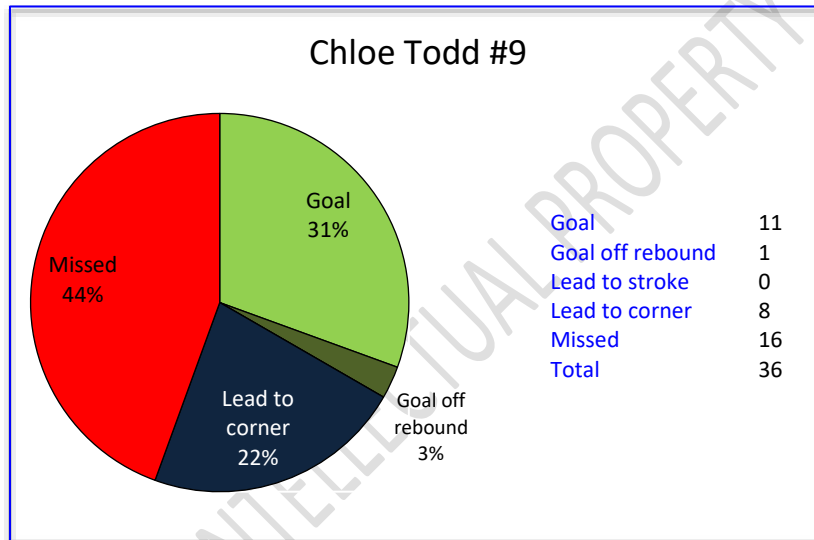
# ATTACKING PENALTY CORNER PERFORMANCE REPORT



CHLOE TODD





	Left side	Center	Right side	Total
Scored	7	1	3	11
Saved by goalie	14	5	3	22
Saved by player on post	0	1	0	1
Blocked	0	2	0	2
Wide	0	0	0	0
High	0	0	0	0
Goal percentage	33.33%	11.11%	50%	30.55%



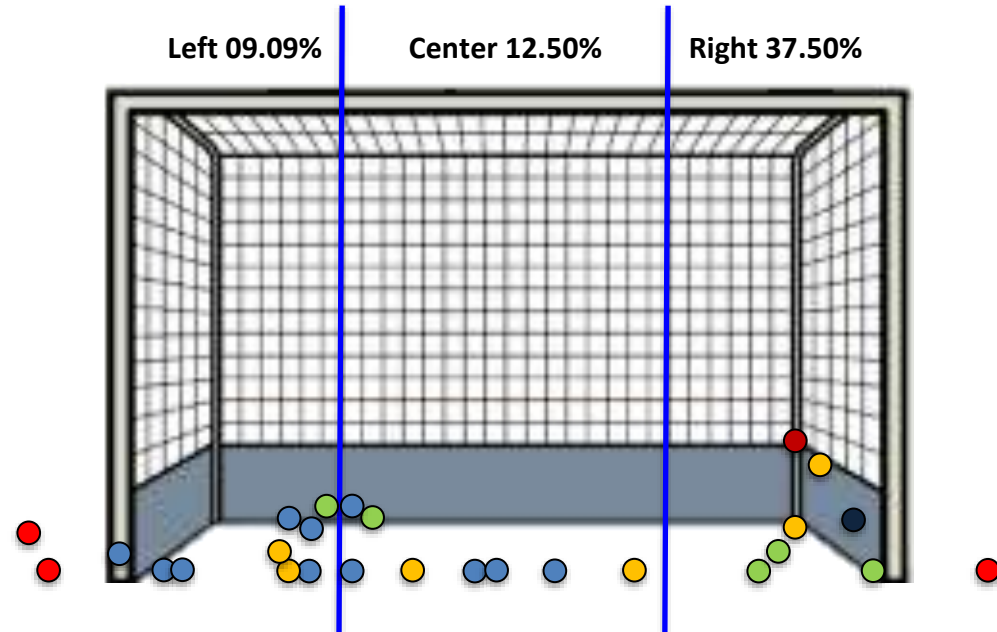
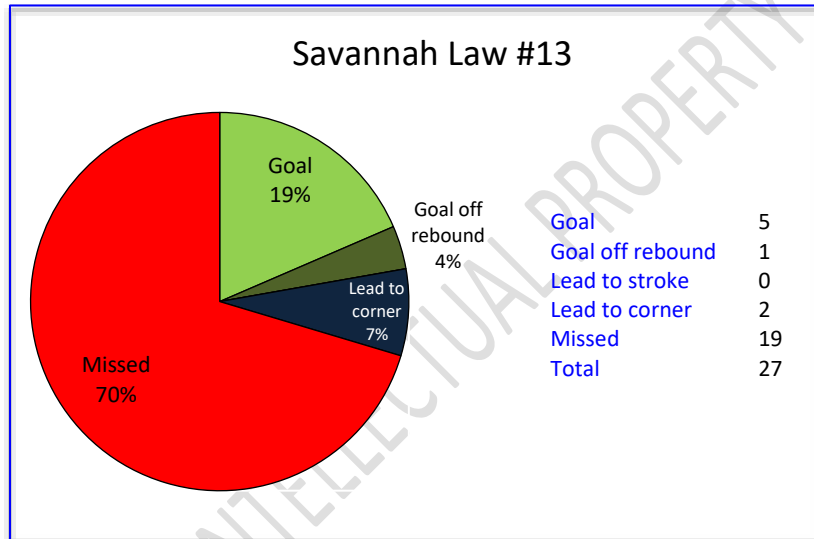


SAVANNAH LAW

ATTACKING PENALTY CORNER PERFORMANCE REPORT



	Left side	Center	Right side	Total
Scored	1	1	3	5
Saved by goalie	6	5	0	11
Saved by player on post	0	0	1	1
Blocked	2	2	2	6
Wide	2	0	1	3
High	0	0	1	1
Goal percentage	09.09%	12.50%	37.50%	18.51%






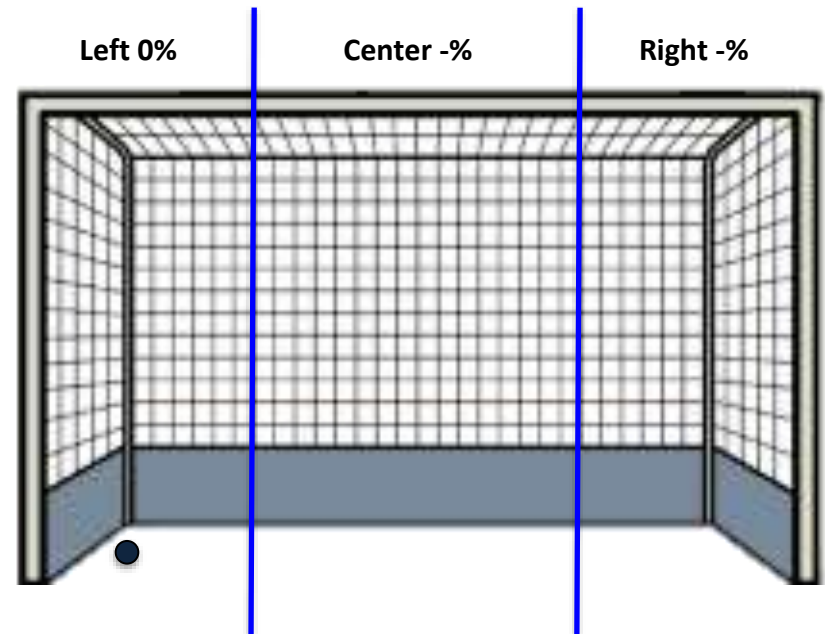
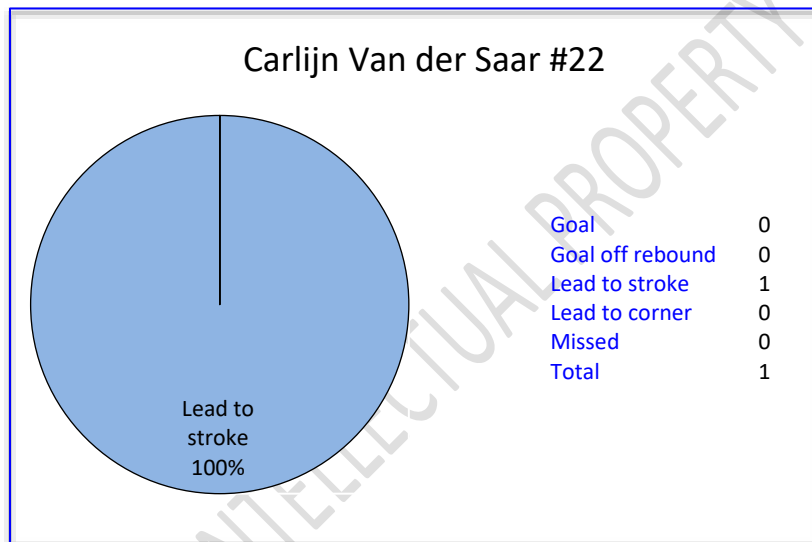
# ATTACKING PENALTY CORNER PERFORMANCE REPORT



CARLIJN VAN DER SAAR

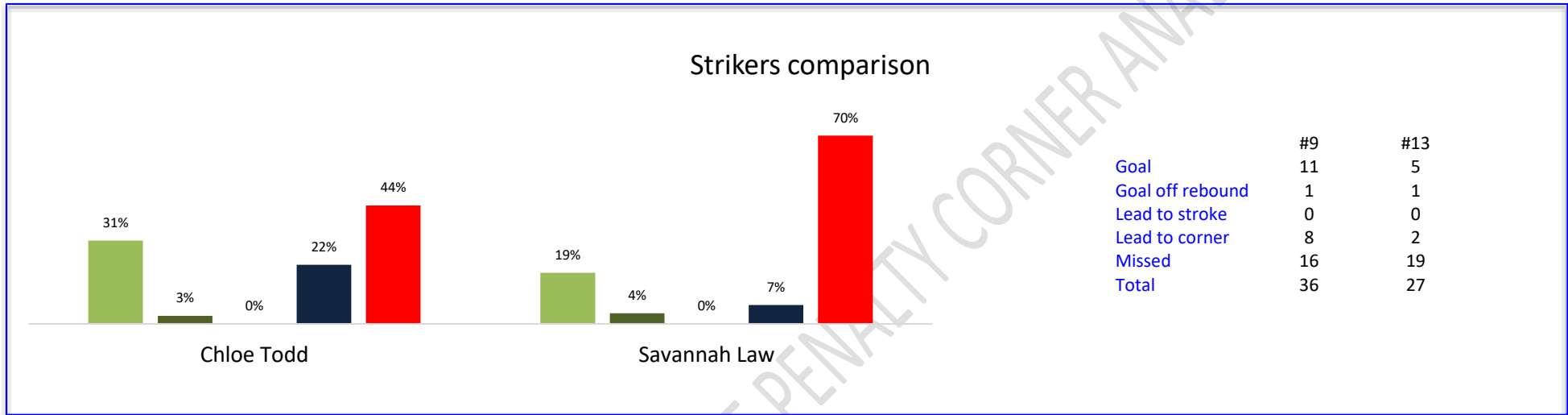


	Left side	Center	Right side	Total
Scored	0	0	0	0
Saved by goalie	0	0	0	0
Saved by player on post	1	0	0	1
Blocked	0	0	0	0
Wide	0	0	0	0
High	0	0	0	0
Goal percentage	0%	-%	-%	0%

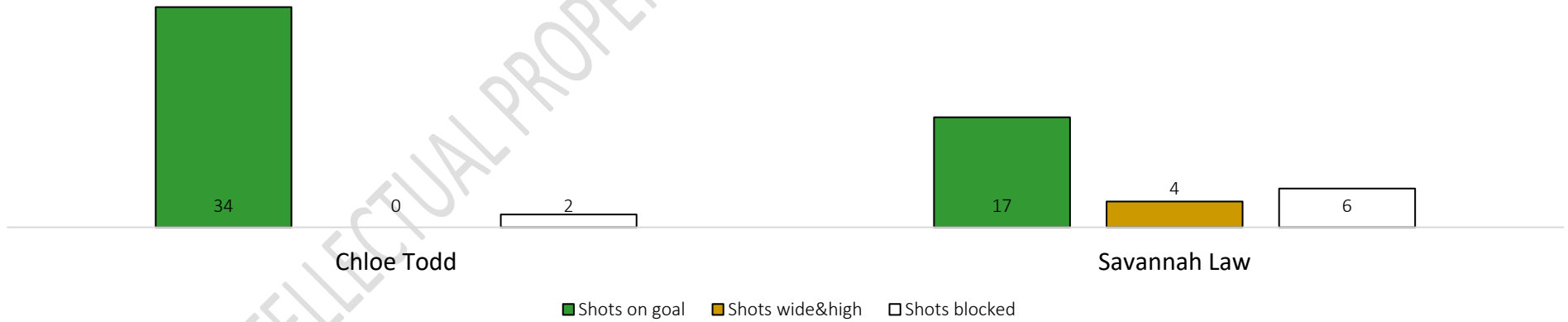




**STRIKERS COMPARISON: STRIKERS WITH +2 STRAIGHTS**

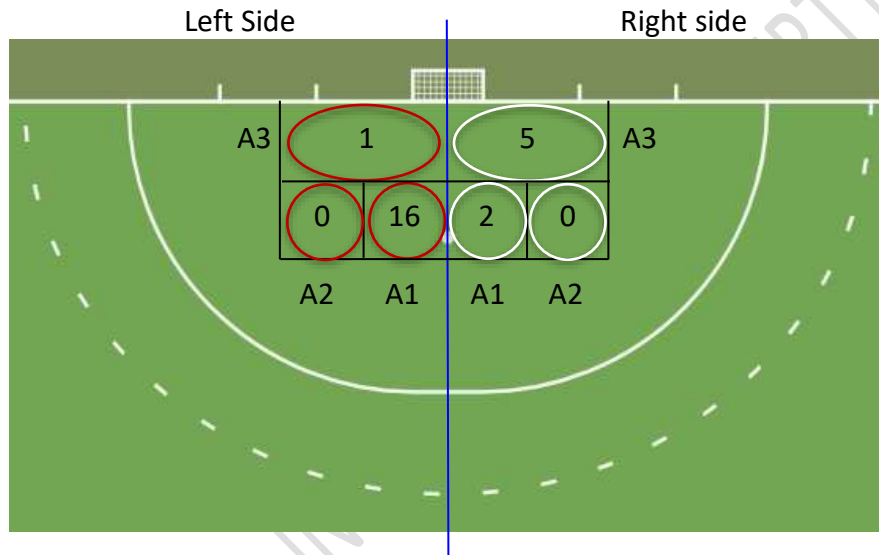
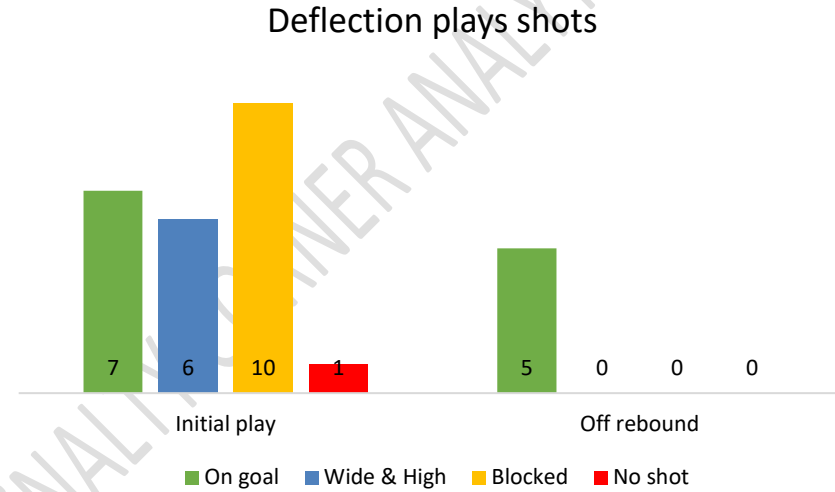
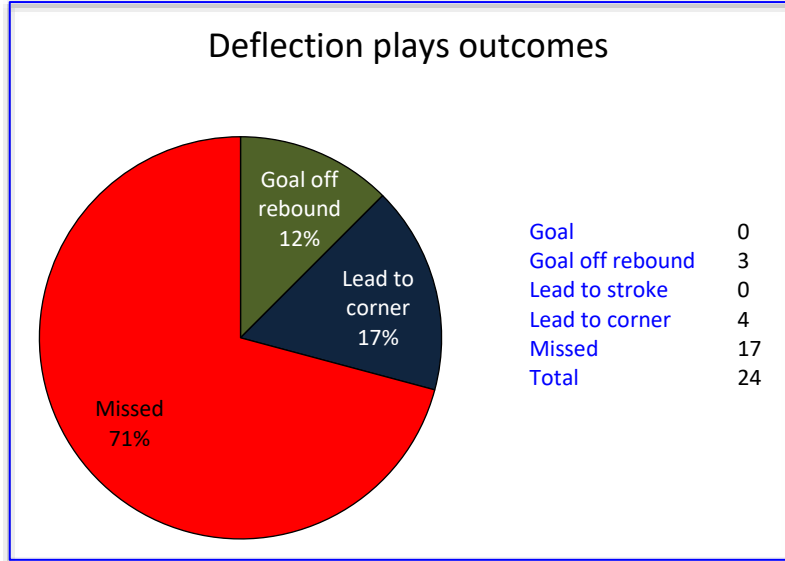


**Strikers shot accuracy**





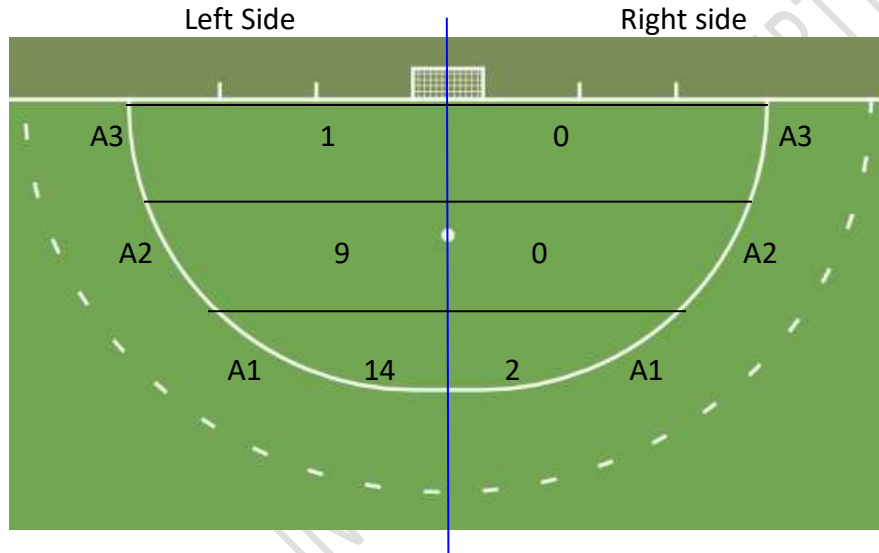
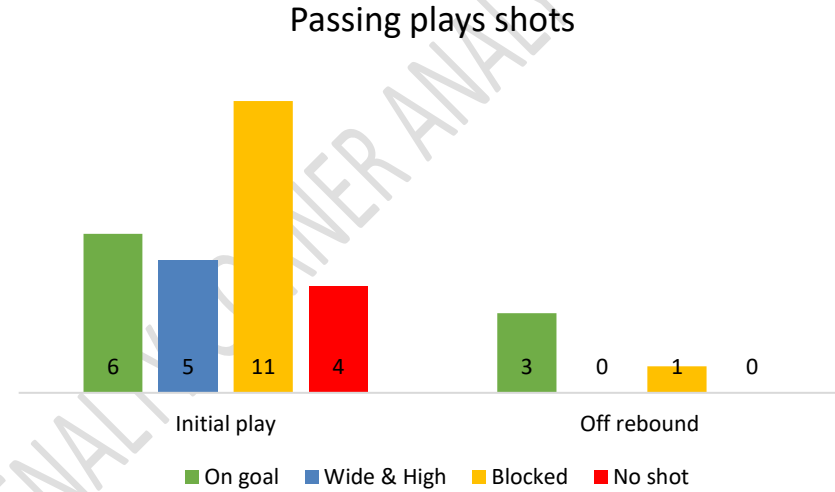
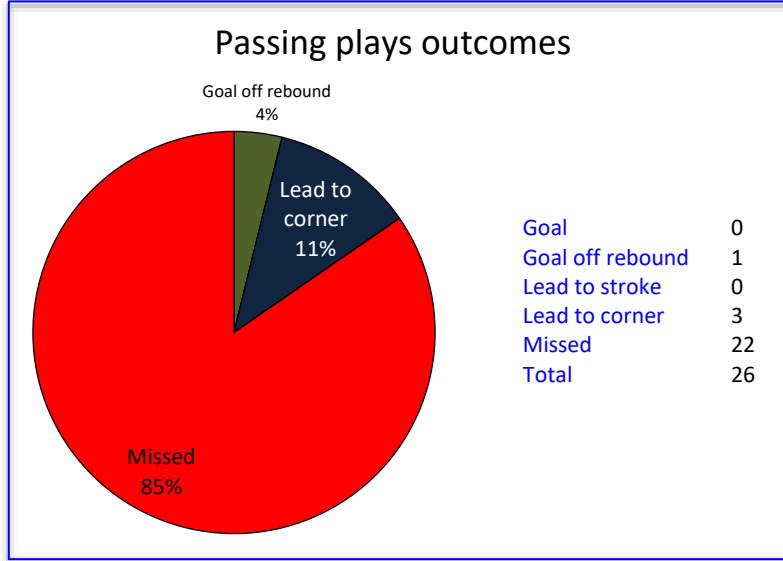
**DEFLECTION CORNERS**



Areas	Left side deflection			Right side deflection		
	Area 1	Area 2	Area 3	Area 1	Area 2	Area 3
Goal	0	0	0	0	0	0
Goal off rebound	2	0	0	0	0	1
Lead to stroke	0	0	0	0	0	0
Lead to corner	3	0	1	0	0	0
Missed	11	0	0	2	0	4
Goal percentage	<b>12.50%</b>	<b>-%</b>	<b>0%</b>	<b>0%</b>	<b>-%</b>	<b>20%</b>
<b>Total</b>	<b>11.76%</b>			<b>14.28%</b>		



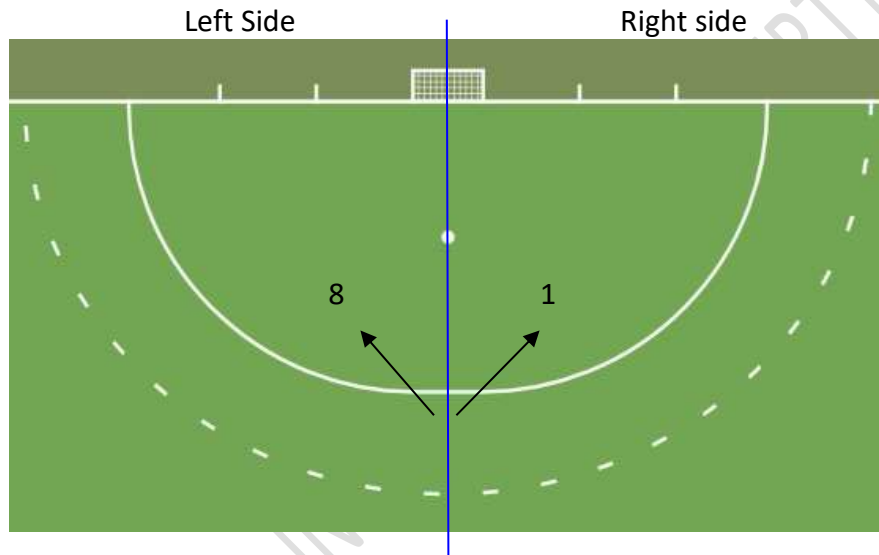
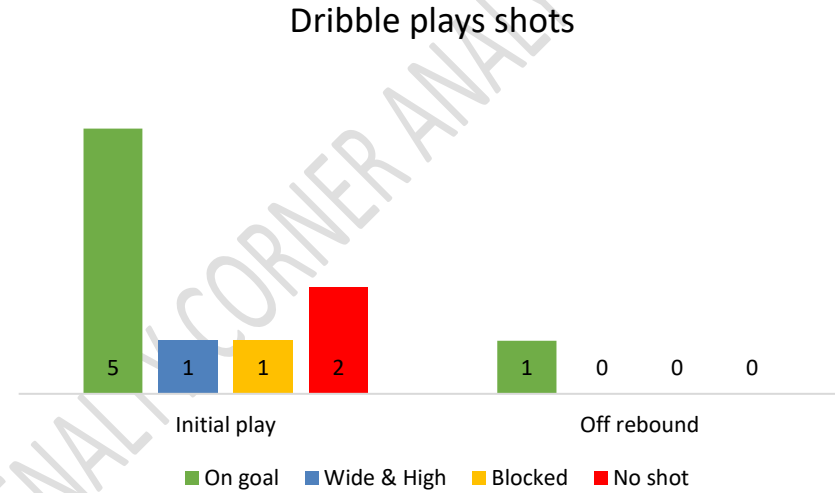
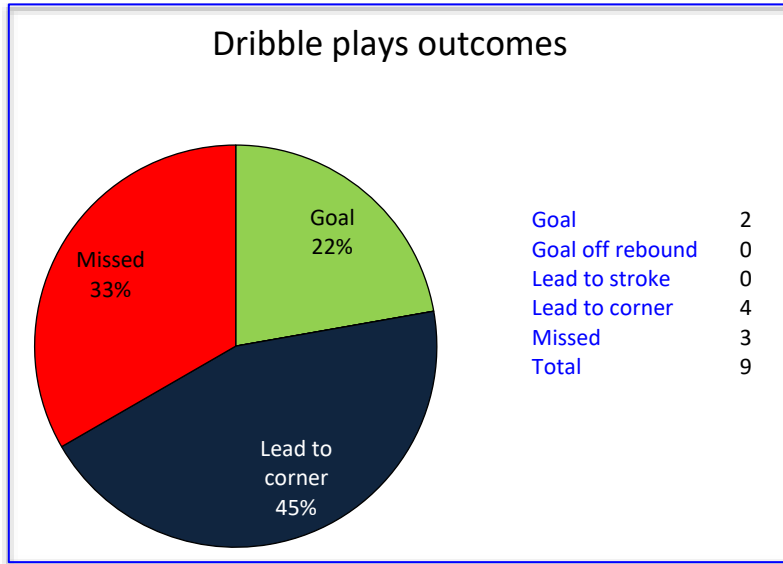
**PASSING CORNERS**



Areas	Left side passing			Right side passing		
	Area 1	Area 2	Area 3	Area 1	Area 2	Area 3
Goal	0	0	0	0	0	0
Goal off rebound	0	1	0	0	0	0
Lead to stroke	0	0	0	0	0	0
Lead to corner	1	1	1	0	0	0
Missed	13	7	0	2	0	0
Goal percentage	0%	11.11%	0%	0%	-%	-%
<b>Total</b>		<b>04.16%</b>		<b>0%</b>		



**DRIBBLE CORNERS**



	Left side passing	Right side passing
Goal	2	0
Goal off rebound	0	0
Lead to stroke	0	0
Lead to corner	3	1
Missed	3	0
<b>Goal percentage</b>	<b>25%</b>	<b>0%</b>

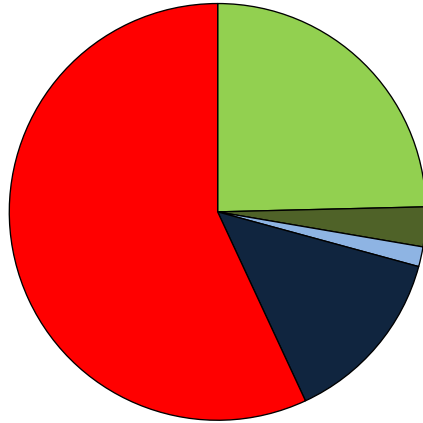


# ATTACKING PENALTY CORNER PERFORMANCE REPORT

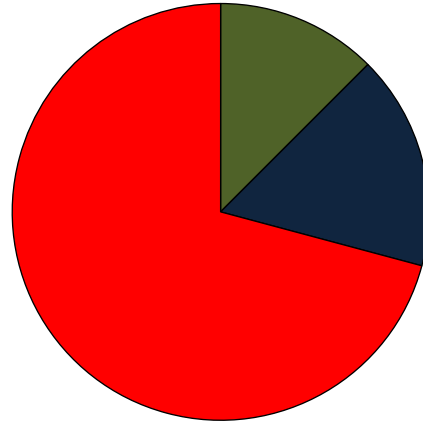


## CORNER TYPE COMPARISSON

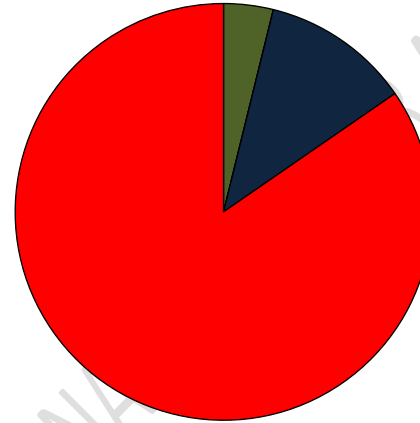
Straight



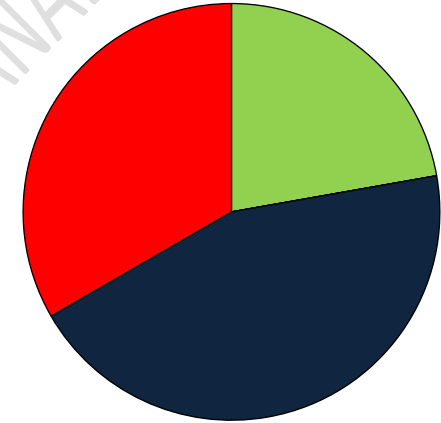
Deflection



Passing



Dribble



	Conversion rate				Shots				
	Straight	Deflection	Passing	Dribble	Straight	Deflection	Passing	Dribble	
Goal	16	0	0	2	52	7	6	5	On goal
Goal off rebound	2	3	1	0	4	6	5	1	Wide & High
Lead to stroke	1	0	0	0	9	10	11	1	Blocked
Lead to corner	9	4	3	4	0	1	4	2	No shot
Missed	37	17	22	3	15(7)	5(5)	4(3)	1(1)	Off rebound
<b>Goal percentage</b>	<b>18.43%*</b>				<b>59</b>	<b>12</b>	<b>9</b>	<b>6</b>	Shots on goal
					<b>0.90</b>	<b>0.50</b>	<b>0.34</b>	<b>0.66</b>	Shots on goal per play
					<b>0.30</b>	<b>0.25</b>	<b>0.11</b>	<b>0.33</b>	Goals per shot on goal

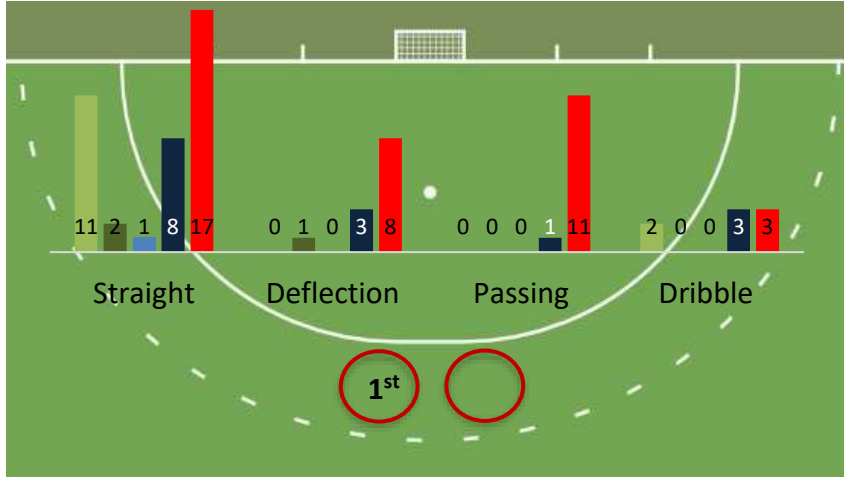
\* 17 were broken corners that due to a mistake from the inserter or stickstopper could not be classified in any category. These corners still counted on the stat (2 were scored, 1 led to stroke, 3 led to corner and 11 were missed).





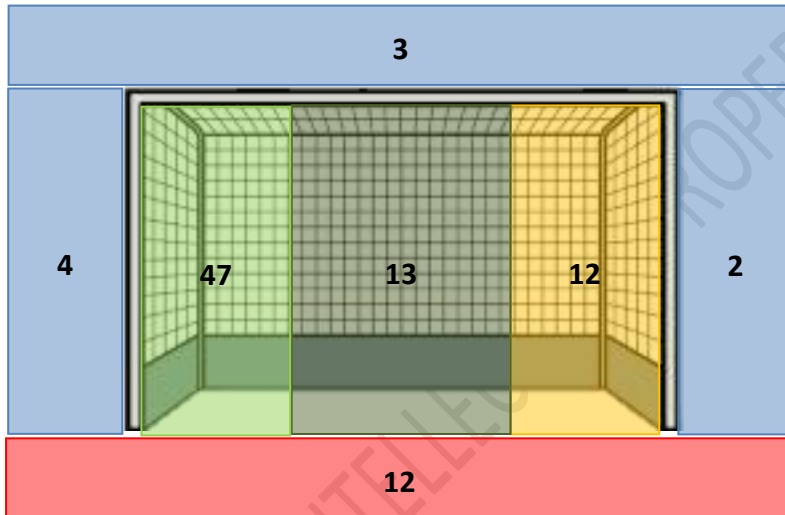
**CORNERS BY BATTERY: 1<sup>st</sup> BATTERY CORNER PLAYS**

1st Battery plays outcomes



	Positive outcome				Non positive outcome
	Goal	Goal off rebound	Lead to stroke	Lead to corner	Missed
<b>Straight</b>	11	2	1	8	17
<b>Deflection</b>	0	1	0	3	8
<b>Passing</b>	0	0	0	1	11
<b>Dribble</b>	2	0	0	3	3
<i>Broken</i>	1	0	1	2	5
<b>Total</b>	<b>14</b>	<b>3</b>	<b>2</b>	<b>17</b>	<b>44</b>

Shots



	Initial play				Off rebound
	On goal	Wide & High	Blocked	No shot	
<b>Straight</b>	37	1	1	0	10
<b>Deflection</b>	4	3	4	1	1
<b>Passing</b>	0	4	4	4	0
<b>Dribble</b>	5	1	1	1	1
<i>Broken</i>	1	0	2	6	1
<b>Total</b>	<b>47</b>	<b>9</b>	<b>12</b>	<b>12</b>	<b>13</b>



# ATTACKING PENALTY CORNER PERFORMANCE REPORT

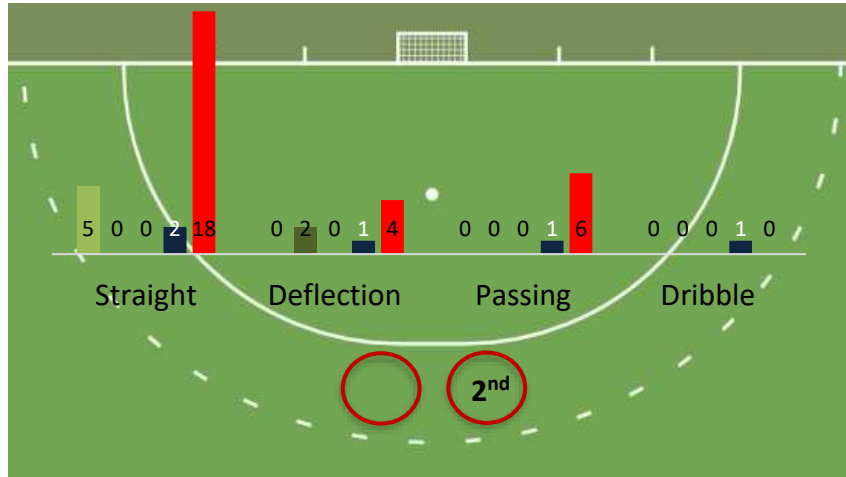


Corner name	Amount	Positive Outcome				Non positive outcome	Conversion rate	Shots				
		Goal	Goal off rebound	Lead to stroke	Lead to corner	Missed	Percentage	Initial play				Off rebound
								On goal	Wide & High	Blocked	No Shot	
1Hit	9	2	1	1	1	4	33.33%	7	1	1	0	2
1Drag	18	3	1	0	3	11	22.22%	18	0	0	0	5
1Sweep	12	6	0	0	4	2	50%	12	0	0	0	3
12D	2	0	0	0	0	2	0%	1	1	0	0	0
16D	10	0	1	0	3	6	10%	3	2	4	1	1
11	3	0	0	0	0	3	0%	0	2	1	0	0
121	5	0	0	0	1	4	0%	0	1	2	2	0
1216	1	0	0	0	0	1	0%	0	0	0	1	0
15	3	0	0	0	0	3	0%	0	1	1	1	0
1Dribble	7	2	0	0	3	2	28.57%	4	1	1	1	1
1Dribble(.2)	1	0	0	0	0	1	0%	1	0	0	0	0



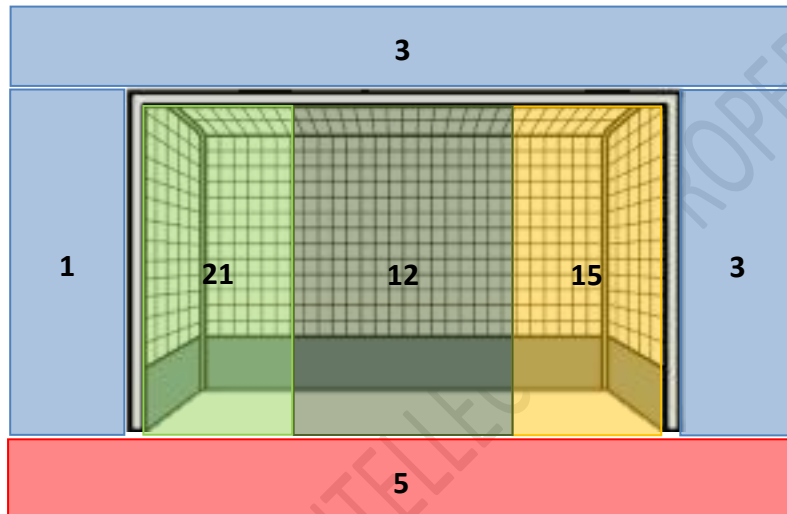
**2<sup>nd</sup> BATTERY CORNER PLAYS**

2nd Battery plays outcomes



	Positive outcome				Non positive outcome
	Goal	Goal off rebound	Lead to stroke	Lead to corner	Missed
<b>Straight</b>	5	0	0	2	18
<b>Deflection</b>	0	2	0	1	4
<b>Passing</b>	0	0	0	1	6
<b>Dribble</b>	0	0	0	1	0
<i>Broken</i>	1	0	0	1	6
<b>Total</b>	<b>6</b>	<b>2</b>	<b>0</b>	<b>6</b>	<b>34</b>

Shots



	Initial play				Off rebound
	On goal	Wide & High	Blocked	No shot	
<b>Straight</b>	15	3	7	0	5
<b>Deflection</b>	1	2	4	0	3
<b>Passing</b>	3	1	3	0	1
<b>Dribble</b>	0	0	0	1	0
<i>Broken</i>	2	1	1	4	3
<b>Total</b>	<b>21</b>	<b>7</b>	<b>15</b>	<b>5</b>	<b>12</b>



# ATTACKING PENALTY CORNER PERFORMANCE REPORT

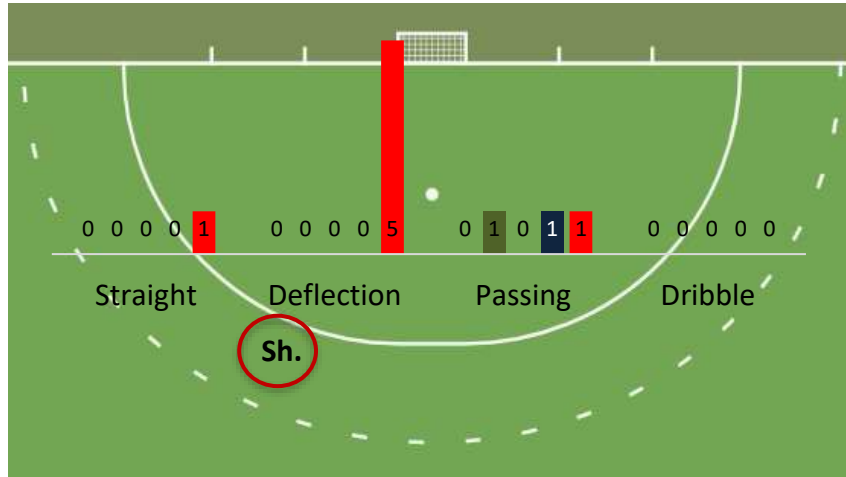


Corner name	Amount	Positive Outcome				Non positive outcome	Conversion rate	Shots				
		Goal	Goal off rebound	Lead to stroke	Lead to corner	Missed	Percentage	Initial play				Off rebound
								On goal	Wide & High	Blocked	No Shot	
2Hit	19	3	0	0	1	15	15.78%	11	3	5	0	4
2Drag	3	1	0	0	0	2	33.33%	3	0	0	0	0
2Sweep	3	1	0	0	1	1	33.33%	1	0	2	0	1
21D	2	0	1	0	0	1	50%	1	0	1	0	2
24D	4	0	1	0	0	3	25%	0	2	2	0	1
25D	1	0	0	0	1	0	0%	0	0	1	0	0
21	3	0	0	0	0	3	0%	1	1	1	0	0
211	1	0	0	0	0	1	0%	1	0	0	0	0
215	1	0	0	0	1	0	0%	0	0	1	0	0
216	1	0	0	0	0	1	0%	0	0	1	0	0
22	1	0	0	0	0	1	0%	1	0	0	0	1
2Dribble	1	0	0	0	1	0	0%	0	0	0	1	0



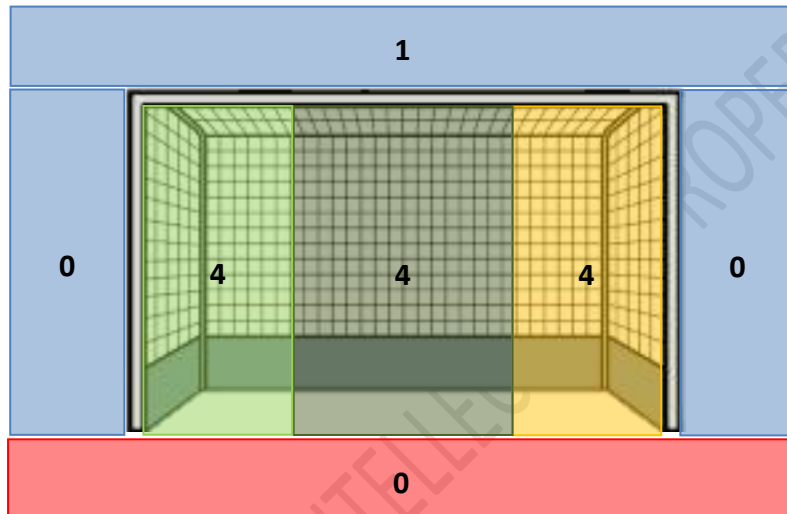
**SHORT CORNER PLAYS**

Short plays outcomes



	Positive outcome				Non positive outcome
	Goal	Goal off rebound	Lead to stroke	Lead to corner	Missed
<b>Straight</b>	0	0	0	0	1
<b>Deflection</b>	0	0	0	0	5
<b>Passing</b>	0	1	0	1	1
<b>Dribble</b>	0	0	0	0	0
<i>Broken</i>	0	0	0	0	0
<b>Total</b>	<b>0</b>	<b>1</b>	<b>0</b>	<b>1</b>	<b>7</b>

Shots



	Initial play				Off rebound
	On goal	Wide & High	Blocked	No shot	
<b>Straight</b>	0	0	1	0	0
<b>Deflection</b>	2	1	2	0	1
<b>Passing</b>	2	0	1	0	3
<b>Dribble</b>	0	0	0	0	0
<i>Broken</i>	0	0	0	0	0
<b>Total</b>	<b>4</b>	<b>1</b>	<b>4</b>	<b>0</b>	<b>4</b>



# ATTACKING PENALTY CORNER PERFORMANCE REPORT



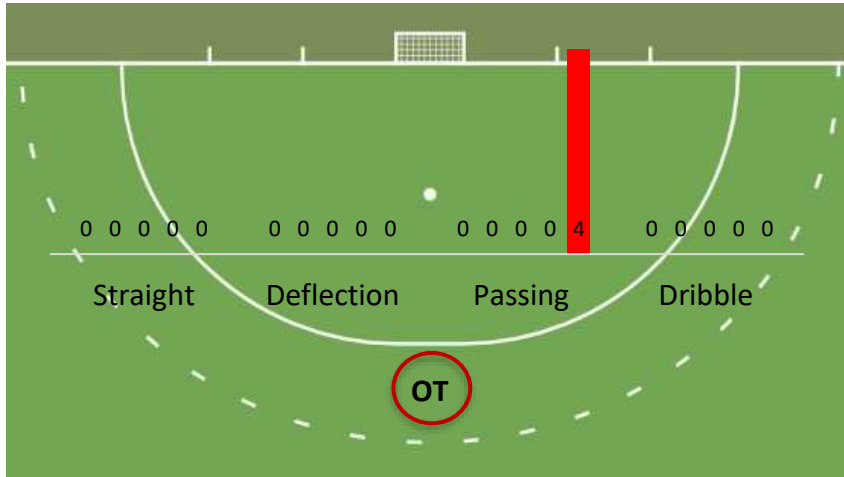
Corner name	Amount	Positive Outcome				Non positive outcome	Conversion rate	Shots				
		Goal	Goal off rebound	Lead to stroke	Lead to corner	Missed	Percentage	Initial play				Off rebound
								On goal	Wide & High	Blocked	No Shot	
6Hit	1	0	0	0	0	1	0%	0	0	1	0	0
62D	1	0	0	0	0	1	0%	1	0	0	0	0
6 <sup>2</sup> 1D	1	0	0	0	0	1	0%	1	0	0	0	1
6 <sup>2</sup> 2D	2	0	0	0	0	2	0%	0	1	1	0	0
6 <sup>2</sup> 4D	1	0	0	0	0	1	0%	0	0	1	0	0
616	1	0	1	0	0	0	100%	1	0	0	0	2
616 <sup>2</sup> 6	1	0	0	0	0	1	0%	1	0	0	0	0
6 <sup>2</sup> 1	1	0	0	0	1	0	0%	0	0	1	0	1

INTELLECTUAL PROPERTY OF PENALTY CORNER ANALYTICS



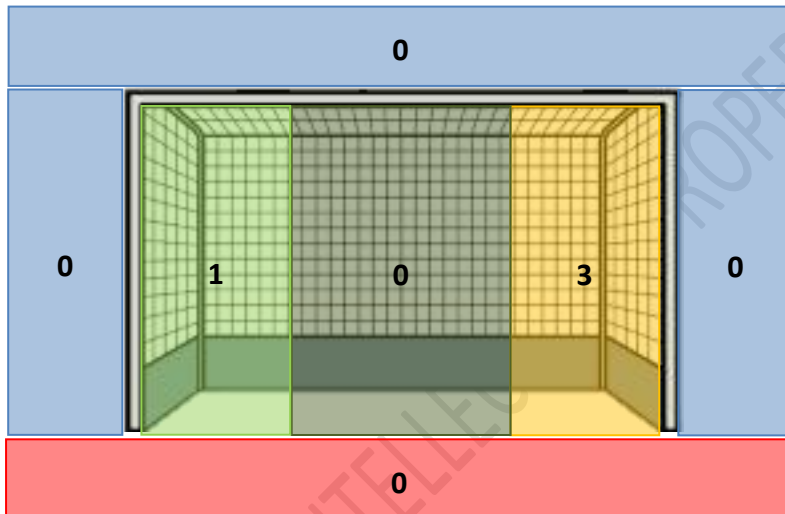
**OVERTIME CORNER PLAYS**

Overtime plays outcomes



	Positive outcome				Non positive outcome
	Goal	Goal off rebound	Lead to stroke	Lead to corner	Missed
<b>Straight</b>	0	0	0	0	0
<b>Deflection</b>	0	0	0	0	0
<b>Passing</b>	0	0	0	0	4
<b>Dribble</b>	0	0	0	0	0
<i>Broken</i>	0	0	0	0	0
<b>Total</b>	<b>0</b>	<b>0</b>	<b>0</b>	<b>0</b>	<b>4</b>

Shots



	Initial play				Off rebound
	On goal	Wide & High	Blocked	No shot	
<b>Straight</b>	0	0	0	0	0
<b>Deflection</b>	0	0	0	0	0
<b>Passing</b>	1	0	3	0	0
<b>Dribble</b>	0	0	0	0	0
<i>Broken</i>	0	0	0	0	0
<b>Total</b>	<b>1</b>	<b>0</b>	<b>3</b>	<b>0</b>	<b>0</b>




# ATTACKING PENALTY CORNER PERFORMANCE REPORT



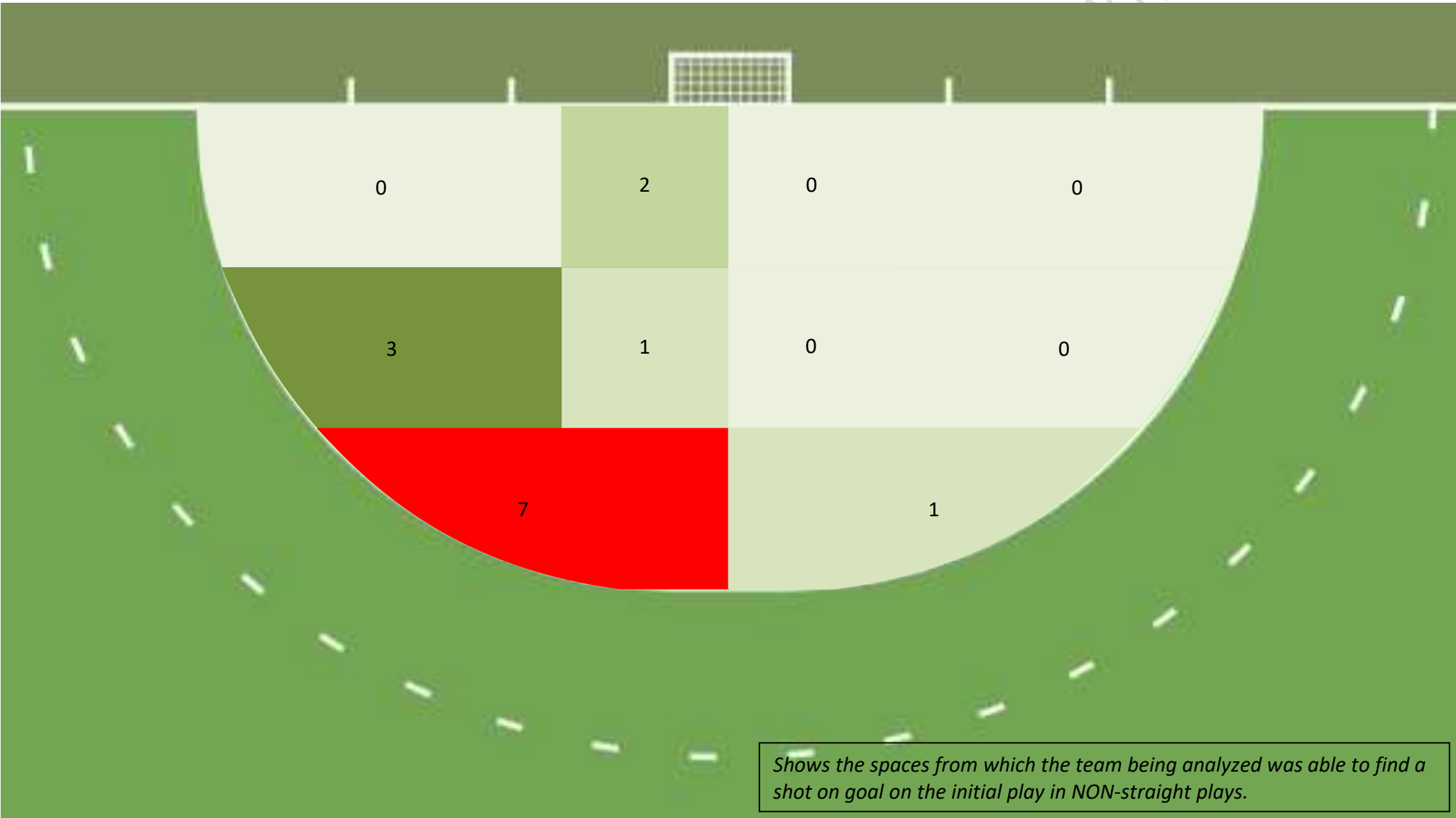
Corner name	Amount	Positive Outcome				Non positive outcome	Conversion rate	Shots				
		Goal	Goal off rebound	Lead to stroke	Lead to corner	Missed	Percentage	Initial play				Off rebound
								On goal	Wide & High	Blocked	No Shot	
OT12	2	0	0	0	0	2	0%	0	0	2	0	0
OT121	1	0	0	0	0	1	0%	1	0	0	0	0
OT1216	1	0	0	0	0	1	0%	0	0	1	0	0

INTELLECTUAL PROPERTY OF PENALTY CORNER ANALYTICS



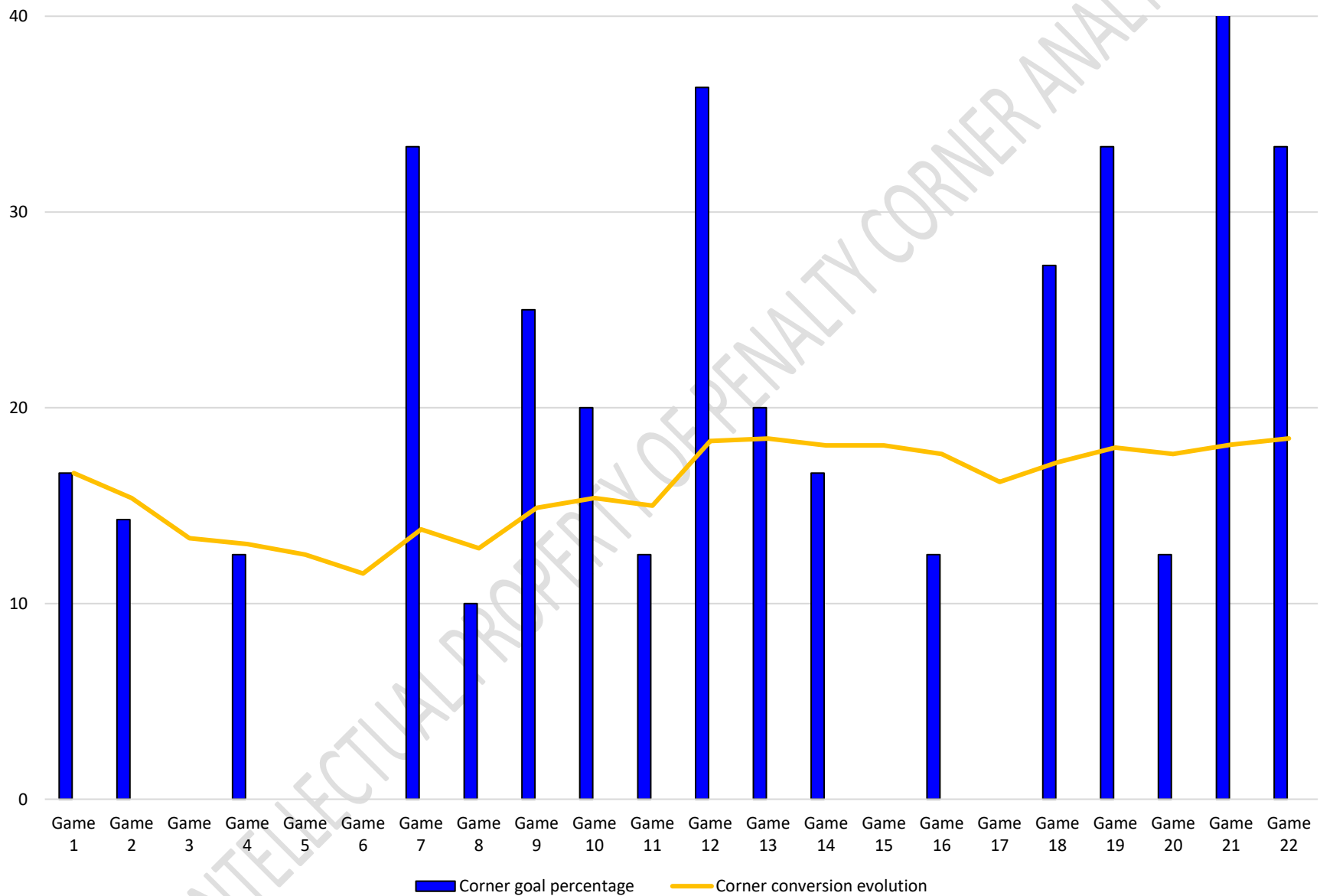



HEAT MAP





**CORNER SCORING EVOLUTION (%)**






# PLAYERS ANALYSIS

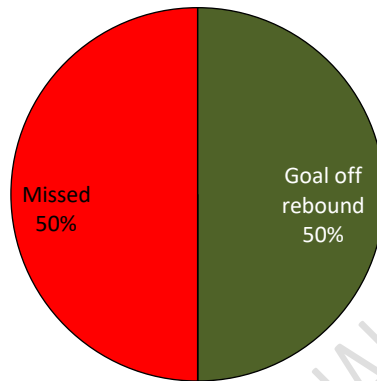
INTELLECTUAL PROPERTY OF PENALTY CORNER ANALYTICS



**PLAYERS INVOLVEMENT BREAKDOWN: WENDY ANISTON**



Deflection plays




Passing plays




#1	Amount	Positive Outcome				Non positive Outcome	Mistakes					Positive involvements			
		Goal	Goal off rebound	Lead to stroke	Lead to corner	Missed	Pass	Reception	Move	Deflection	Shot	Pass	Move	Deflection	Shot
Deflection plays	2	0	1	0	0	1	0	0	1	1	0	0	0	0	0
Passing plays	3	0	0	0	0	3	0	0	0	0	0	1	2	0	0
Dribble plays	0	0	0	0	0	0	0	0	0	0	0	0	0	0	0
<b>Total</b>	<b>5</b>	<b>0</b>	<b>1</b>	<b>0</b>	<b>0</b>	<b>4</b>	<b>0</b>	<b>0</b>	<b>1</b>	<b>1</b>	<b>0</b>	<b>1</b>	<b>2</b>	<b>0</b>	<b>0</b>



# ATTACKING PENALTY CORNER PERFORMANCE REPORT



CAMERON SMITH




### Deflection plays




#2	Amount	Positive Outcome				Non positive Outcome	Mistakes					Positive involvements			
		Goal	Goal off rebound	Lead to stroke	Lead to corner	Missed	Pass	Reception	Move	Deflection	Shot	Pass	Move	Deflection	Shot
Deflection plays	3	0	0	0	0	3	0	0	0	2	0	0	1	0	0
Passing plays	0	0	0	0	0	0	0	0	0	0	0	0	0	0	0
Dribble plays	0	0	0	0	0	0	0	0	0	0	0	0	0	0	0
<b>Total</b>	<b>3</b>	<b>0</b>	<b>0</b>	<b>0</b>	<b>0</b>	<b>3</b>	<b>0</b>	<b>0</b>	<b>0</b>	<b>2</b>	<b>0</b>	<b>0</b>	<b>1</b>	<b>0</b>	<b>0</b>



# ATTACKING PENALTY CORNER PERFORMANCE REPORT



KYLIE STALLONE




Passing plays




#3	Amount	Positive Outcome				Non positive Outcome	Mistakes					Positive involvements			
		Goal	Goal off rebound	Lead to stroke	Lead to corner	Missed	Pass	Reception	Move	Deflection	Shot	Pass	Move	Deflection	Shot
Deflection plays	0	0	0	0	0	0	0	0	0	0	0	0	0	0	0
Passing plays	1	0	0	0	0	1	0	0	0	0	1	0	0	0	0
Dribble plays	0	0	0	0	0	0	0	0	0	0	0	0	0	0	0
<b>Total</b>	<b>1</b>	<b>0</b>	<b>0</b>	<b>0</b>	<b>0</b>	<b>1</b>	<b>0</b>	<b>0</b>	<b>0</b>	<b>0</b>	<b>1</b>	<b>0</b>	<b>0</b>	<b>0</b>	<b>0</b>



# ATTACKING PENALTY CORNER PERFORMANCE REPORT



REBECCA KUTCHER



Deflection plays



Passing plays




#5	Amount	Positive Outcome				Non positive Outcome	Mistakes					Positive involvements			
		Goal	Goal off rebound	Lead to stroke	Lead to corner	Missed	Pass	Reception	Move	Deflection	Shot	Pass	Move	Deflection	Shot
Deflection plays	1	0	0	0	0	1	0	0	0	1	0	0	0	0	0
Passing plays	2	0	0	0	0	2	0	0	0	1	0	0	1	0	0
Dribble plays	0	0	0	0	0	0	0	0	0	0	0	0	0	0	0
<b>Total</b>	<b>3</b>	<b>0</b>	<b>0</b>	<b>0</b>	<b>0</b>	<b>3</b>	<b>0</b>	<b>0</b>	<b>0</b>	<b>2</b>	<b>0</b>	<b>0</b>	<b>1</b>	<b>0</b>	<b>0</b>



# ATTACKING PENALTY CORNER PERFORMANCE REPORT



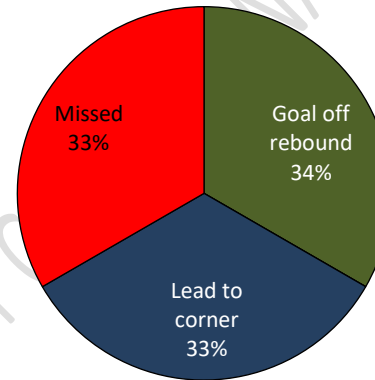
CARLIE KROOS



Deflection plays



Passing plays



#7	Amount	Positive Outcome				Non positive Outcome	Mistakes					Positive involvements			
		Goal	Goal off rebound	Lead to stroke	Lead to corner	Missed	Pass	Reception	Move	Deflection	Shot	Pass	Move	Deflection	Shot
Deflection plays	1	0	0	0	0	1	0	0	0	1	0	0	0	0	0
Passing plays	3	0	1	0	1	1	0	0	0	0	3	0	0	0	0
Dribble plays	0	0	0	0	0	0	0	0	0	0	0	0	0	0	0
<b>Total</b>	<b>4</b>	<b>0</b>	<b>1</b>	<b>0</b>	<b>1</b>	<b>2</b>	<b>0</b>	<b>0</b>	<b>0</b>	<b>1</b>	<b>3</b>	<b>0</b>	<b>0</b>	<b>0</b>	<b>0</b>






# ATTACKING PENALTY CORNER PERFORMANCE REPORT



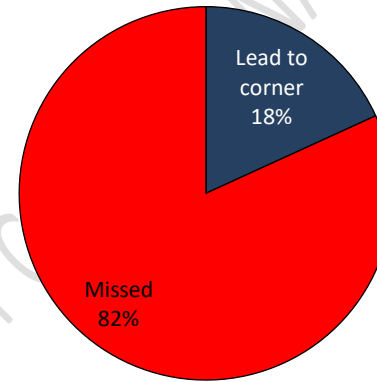
MARIA GOMEZ



Deflection plays



Passing plays



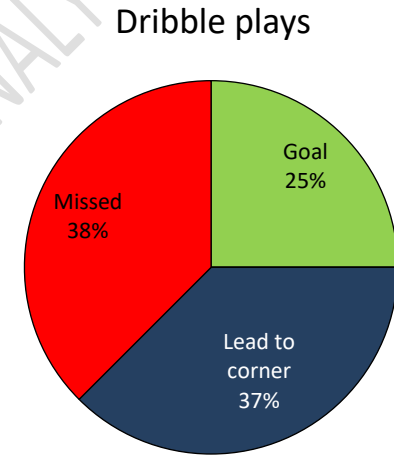
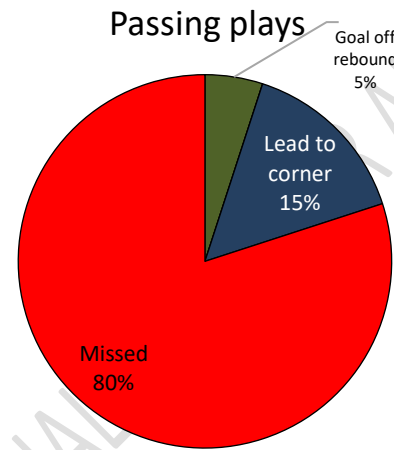
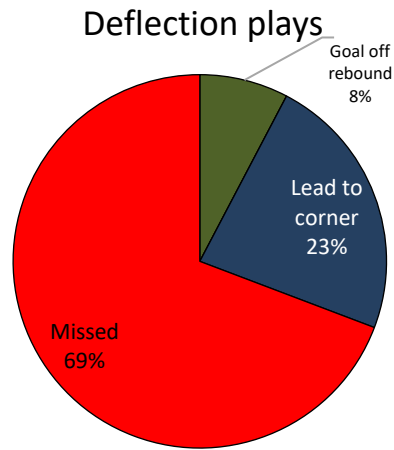

#8	Amount	Positive Outcome				Non positive Outcome	Mistakes					Positive involvements			
		Goal	Goal off rebound	Lead to stroke	Lead to corner	Missed	Pass	Reception	Move	Deflection	Shot	Pass	Move	Deflection	Shot
Deflection plays	2	0	0	0	0	2	0	0	0	0	0	0	2	0	0
Passing plays	11	0	0	0	2	9	1	0	0	0	1	8	1	0	0
Dribble plays	0	0	0	0	0	0	0	0	0	0	0	0	0	0	0
<b>Total</b>	<b>13</b>	<b>0</b>	<b>0</b>	<b>0</b>	<b>2</b>	<b>11</b>	<b>1</b>	<b>0</b>	<b>0</b>	<b>0</b>	<b>1</b>	<b>8</b>	<b>3</b>	<b>0</b>	<b>0</b>



# ATTACKING PENALTY CORNER PERFORMANCE REPORT



CHLOE TODD




#9	Amount	Positive Outcome				Non positive Outcome	Mistakes					Positive involvements			
		Goal	Goal off rebound	Lead to stroke	Lead to corner	Missed	Pass	Reception	Move	Deflection	Shot	Pass	Move	Deflection	Shot
Deflection plays	13	0	1	0	3	9	5	0	0	0	0	8	0	0	0
Passing plays	20	0	1	0	3	16	0	0	1	0	9	10	0	0	0
Dribble plays	8	2	0	0	3	3	0	0	0	0	7	0	0	0	1
<b>Total</b>	<b>41</b>	<b>2</b>	<b>2</b>	<b>0</b>	<b>9</b>	<b>28</b>	<b>5</b>	<b>0</b>	<b>1</b>	<b>0</b>	<b>16</b>	<b>18</b>	<b>0</b>	<b>0</b>	<b>1</b>



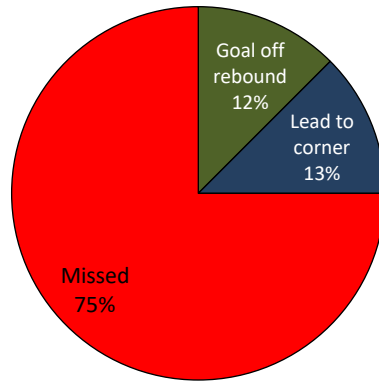
# ATTACKING PENALTY CORNER PERFORMANCE REPORT



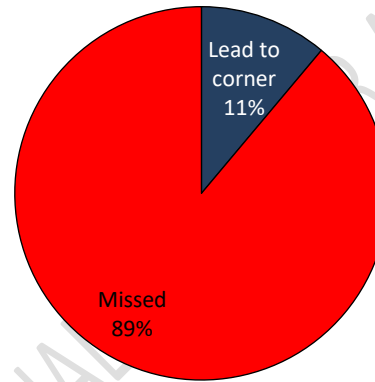
KELLI MARTIN



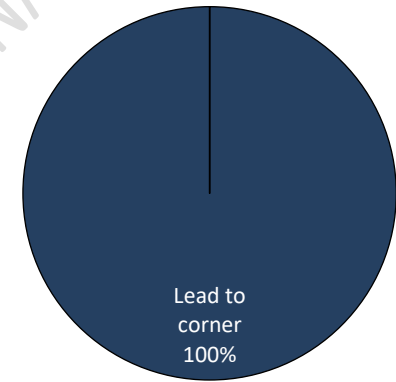
Deflection plays



Passing plays



Dribble plays




#10	Amount	Positive Outcome				Non positive Outcome	Mistakes					Positive involvements			
		Goal	Goal off rebound	Lead to stroke	Lead to corner	Missed	Pass	Reception	Move	Deflection	Shot	Pass	Move	Deflection	Shot
Deflection plays	8	0	1	0	1	6	2	0	1	2	0	3	0	0	0
Passing plays	9	0	0	0	1	8	1	0	0	0	2	6	0	0	0
Dribble plays	1	0	0	0	1	0	0	0	1	0	0	0	0	0	0
<b>Total</b>	<b>18</b>	<b>0</b>	<b>1</b>	<b>0</b>	<b>3</b>	<b>14</b>	<b>3</b>	<b>0</b>	<b>2</b>	<b>2</b>	<b>2</b>	<b>9</b>	<b>0</b>	<b>0</b>	<b>0</b>



# ATTACKING PENALTY CORNER PERFORMANCE REPORT



**PAM BRIDGERTON**



Deflection plays



Passing plays




#12	Amount	Positive Outcome				Non positive Outcome	Mistakes					Positive involvements			
		Goal	Goal off rebound	Lead to stroke	Lead to corner	Missed	Pass	Reception	Move	Deflection	Shot	Pass	Move	Deflection	Shot
Deflection plays	3	0	0	0	0	3	0	0	2	1	0	0	0	0	0
Passing plays	1	0	0	0	0	1	0	0	0	0	0	1	0	0	0
Dribble plays	0	0	0	0	0	0	0	0	0	0	0	0	0	0	0
<b>Total</b>	<b>4</b>	<b>0</b>	<b>0</b>	<b>0</b>	<b>0</b>	<b>4</b>	<b>0</b>	<b>0</b>	<b>2</b>	<b>1</b>	<b>0</b>	<b>1</b>	<b>0</b>	<b>0</b>	<b>0</b>

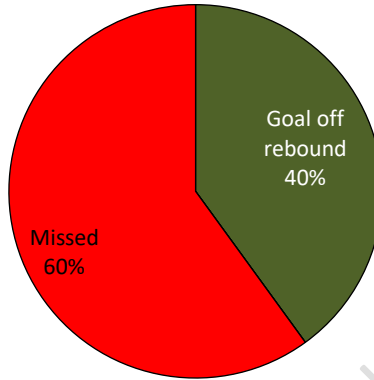


SAVANNAH LAW

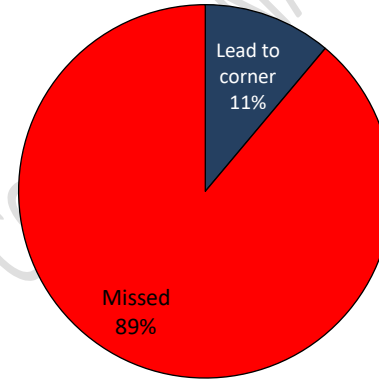
ATTACKING PENALTY CORNER PERFORMANCE REPORT



Deflection plays




Dribble plays




#13	Amount	Positive Outcome				Non positive Outcome	Mistakes					Positive involvements			
		Goal	Goal off rebound	Lead to stroke	Lead to corner	Missed	Pass	Reception	Move	Deflection	Shot	Pass	Move	Deflection	Shot
Deflection plays	5	0	2	0	0	3	2	0	0	0	0	3	0	0	0
Passing plays	9	0	0	0	1	8	1	0	0	0	2	4	2	0	0
Dribble plays	0	0	0	0	0	0	0	0	0	0	0	0	0	0	0
<b>Total</b>	<b>14</b>	<b>0</b>	<b>2</b>	<b>0</b>	<b>1</b>	<b>11</b>	<b>3</b>	<b>0</b>	<b>0</b>	<b>0</b>	<b>2</b>	<b>7</b>	<b>2</b>	<b>0</b>	<b>0</b>



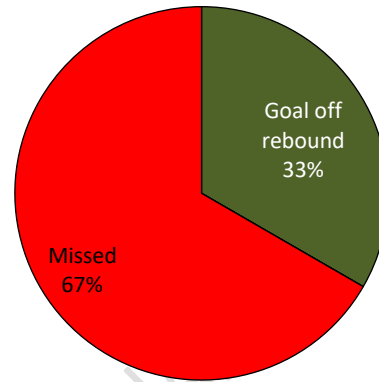
# ATTACKING PENALTY CORNER PERFORMANCE REPORT



**KATHERINE ALLEN**



Deflection plays




#16	Amount	Positive Outcome				Non positive Outcome	Mistakes					Positive involvements			
		Goal	Goal off rebound	Lead to stroke	Lead to corner	Missed	Pass	Reception	Move	Deflection	Shot	Pass	Move	Deflection	Shot
Deflection plays	3	0	1	0	0	2	0	0	0	1	0	0	2	0	0
Passing plays	0	0	0	0	0	0	0	0	0	0	0	0	0	0	0
Dribble plays	0	0	0	0	0	0	0	0	0	0	0	0	0	0	0
<b>Total</b>	<b>3</b>	<b>0</b>	<b>1</b>	<b>0</b>	<b>0</b>	<b>2</b>	<b>0</b>	<b>0</b>	<b>0</b>	<b>1</b>	<b>0</b>	<b>0</b>	<b>2</b>	<b>0</b>	<b>0</b>



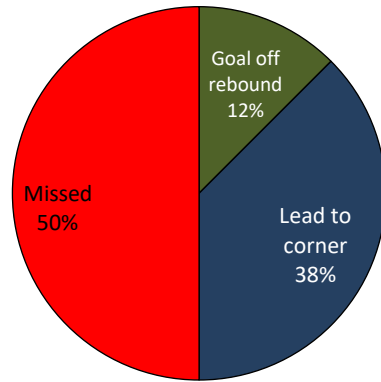
# ATTACKING PENALTY CORNER PERFORMANCE REPORT



LAURA VAN GAAL



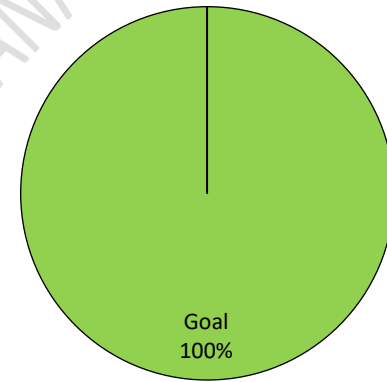
Deflection plays



Passing plays



Dribble plays





#18	Amount	Positive Outcome				Non positive Outcome	Mistakes					Positive involvements			
		Goal	Goal off rebound	Lead to stroke	Lead to corner	Missed	Pass	Reception	Move	Deflection	Shot	Pass	Move	Deflection	Shot
Deflection plays	8	0	1	0	3	4	0	0	2	2	0	1	3	0	0
Passing plays	5	0	0	0	0	5	0	0	1	0	3	1	0	0	0
Dribble plays	1	1	0	0	0	0	0	0	0	0	0	0	0	1	0
<b>Total</b>	<b>14</b>	<b>1</b>	<b>1</b>	<b>0</b>	<b>3</b>	<b>9</b>	<b>0</b>	<b>0</b>	<b>3</b>	<b>2</b>	<b>3</b>	<b>2</b>	<b>3</b>	<b>1</b>	<b>0</b>



MEGHAN JORDAN

ATTACKING PENALTY CORNER PERFORMANCE REPORT



Deflection plays



#19	Amount	Positive Outcome				Non positive Outcome	Mistakes					Positive involvements			
		Goal	Goal off rebound	Lead to stroke	Lead to corner	Missed	Pass	Reception	Move	Deflection	Shot	Pass	Move	Deflection	Shot
Deflection plays	1	0	0	0	0	1	0	0	0	0	0	0	1	0	0
Passing plays	0	0	0	0	0	0	0	0	0	0	0	0	0	0	0
Dribble plays	0	0	0	0	0	0	0	0	0	0	0	0	0	0	0
<b>Total</b>	<b>1</b>	<b>0</b>	<b>0</b>	<b>0</b>	<b>0</b>	<b>1</b>	<b>0</b>	<b>0</b>	<b>0</b>	<b>0</b>	<b>0</b>	<b>0</b>	<b>1</b>	<b>0</b>	<b>0</b>






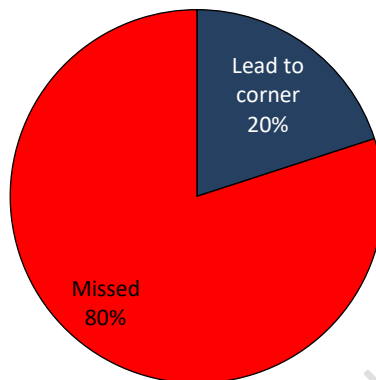
# ATTACKING PENALTY CORNER PERFORMANCE REPORT



ALEXANDRA RODGERS



Deflection plays



Passing plays



#23	Amount	Positive Outcome				Non positive Outcome	Mistakes					Positive involvements			
		Goal	Goal off rebound	Lead to stroke	Lead to corner	Missed	Pass	Reception	Move	Deflection	Shot	Pass	Move	Deflection	Shot
Deflection plays	5	0	0	0	1	4	0	0	0	0	0	0	5	0	0
Passing plays	1	0	0	0	0	1	0	0	0	0	0	0	1	0	0
Dribble plays	0	0	0	0	0	0	0	0	0	0	0	0	0	0	0
<b>Total</b>	<b>6</b>	<b>0</b>	<b>0</b>	<b>0</b>	<b>1</b>	<b>5</b>	<b>0</b>	<b>0</b>	<b>0</b>	<b>0</b>	<b>0</b>	<b>0</b>	<b>6</b>	<b>0</b>	<b>0</b>




# ATTACKING PENALTY CORNER PERFORMANCE REPORT



## PLAYERS COMPARISON

### PLAYERS OUTCOMES COMPARISON (%)



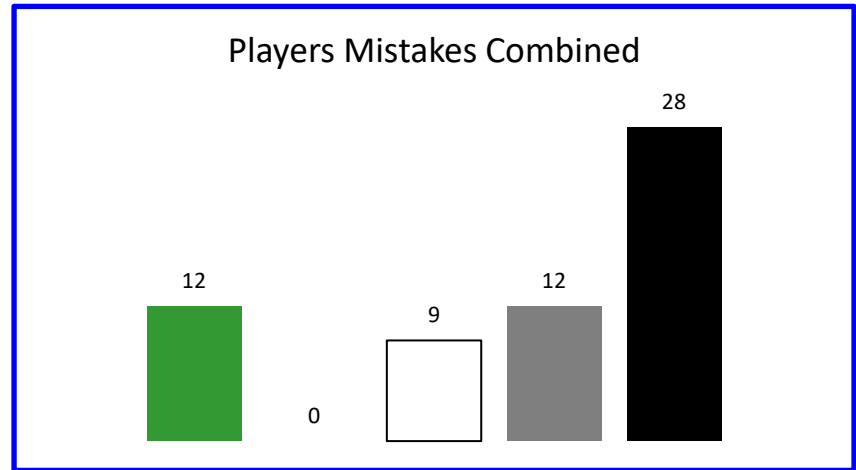
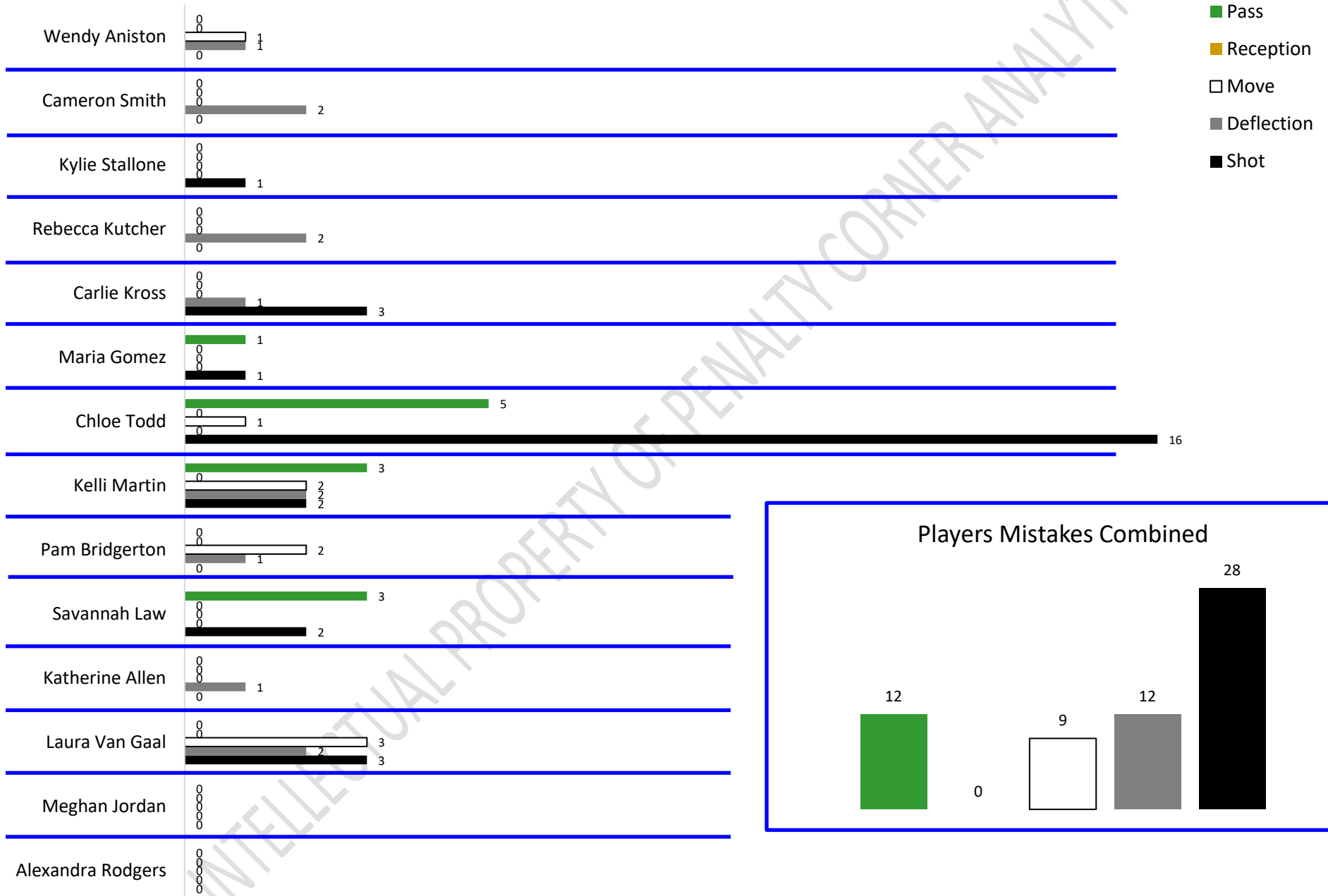
- Goal
- Goal off rebound
- Lead to stroke
- Lead to corner
- Missed



# ATTACKING PENALTY CORNER PERFORMANCE REPORT



## PLAYERS MISTAKES COMPARISON

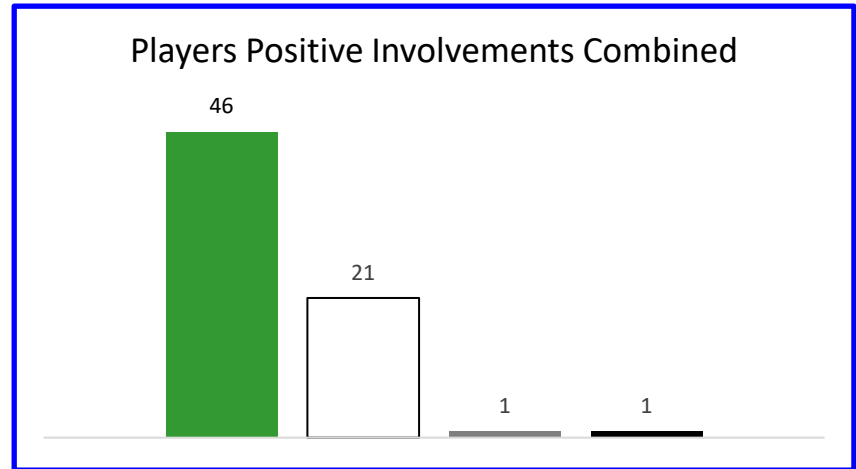
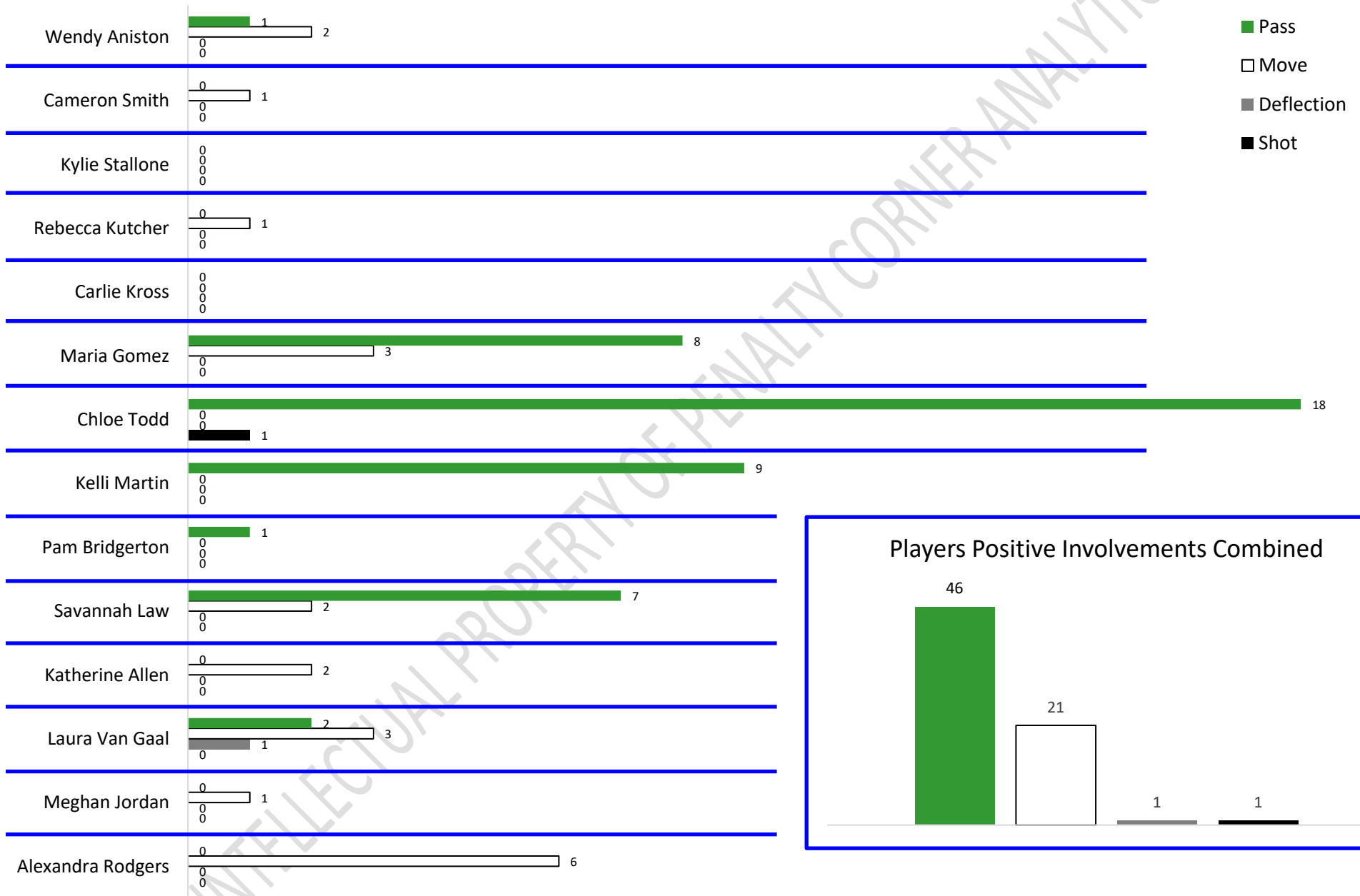




# ATTACKING PENALTY CORNER PERFORMANCE REPORT



## PLAYERS POSITIVE INVOLVEMENTS COMPARISON






# ATTACKING PENALTY CORNER PERFORMANCE REPORT

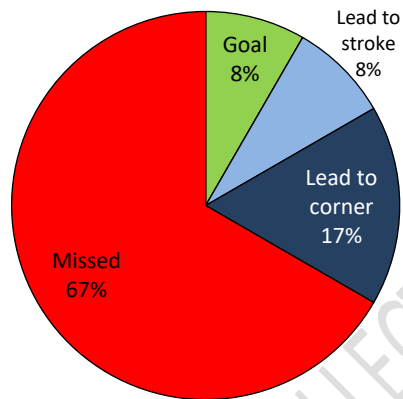


## INSERTERS PERFORMANCE: REBECCA KUTCHER

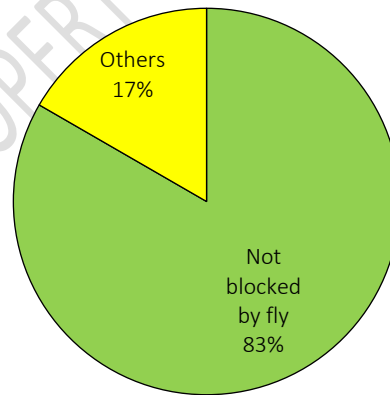


#5	Amount	1 <sup>st</sup> Battery		2 <sup>nd</sup> Battery		Short	
		Accurate	Non accurate	Accurate	Non accurate	Accurate	Non accurate
Straight plays	4	1	0	3	0	0	0
Deflection plays	2	0	0	1	0	1	0
Passing plays	2	1	0	0	0	1	0
Dribble plays	2	0	0	2	0	0	0
Broken plays	2	1	1	0	0	0	0
<b>Total</b>	<b>12</b>	<b>3</b>	<b>1</b>	<b>6</b>	<b>0</b>	<b>2</b>	<b>0</b>

Kutcher corner outcomes inserting

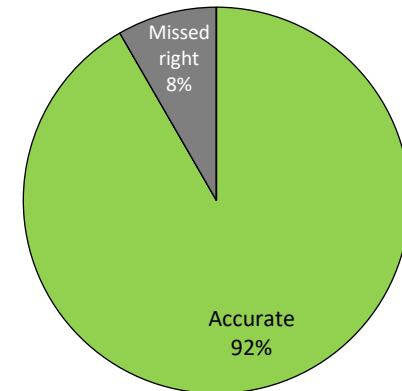


Kutcher inserting speed



*This metric intends to measure the speed of the insert by seeing how often the opposite team's fly can block the play.*

Kutcher inserting accuracy




*This metric measures the accuracy of the player's insert, and what is her most common mistake.*



# ATTACKING PENALTY CORNER PERFORMANCE REPORT

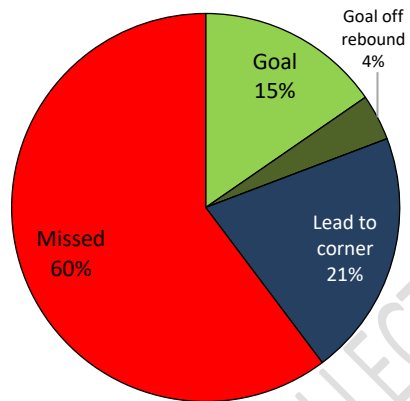


CARLIE KROOS

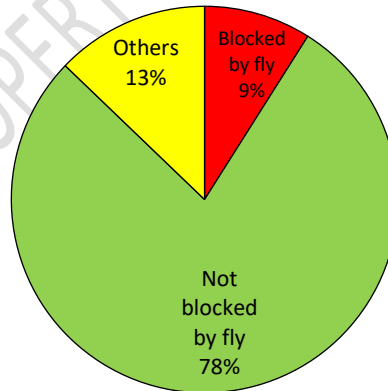


#7	Amount	1 <sup>st</sup> Battery		2 <sup>nd</sup> Battery		Short	
		Accurate	Non accurate	Accurate	Non accurate	Accurate	Non accurate
Straight plays	40	12	0	28	0	0	0
Deflection plays	14	3	0	8	1	2	0
Passing plays	12	3	2	4	2	1	0
Dribble plays	2	0	0	2	0	0	0
<i>Broken plays</i>	<i>10</i>	<i>3</i>	<i>2</i>	<i>1</i>	<i>4</i>	<i>0</i>	<i>0</i>
<b>Total</b>	<b>78</b>	<b>21</b>	<b>4</b>	<b>43</b>	<b>7</b>	<b>3</b>	<b>0</b>

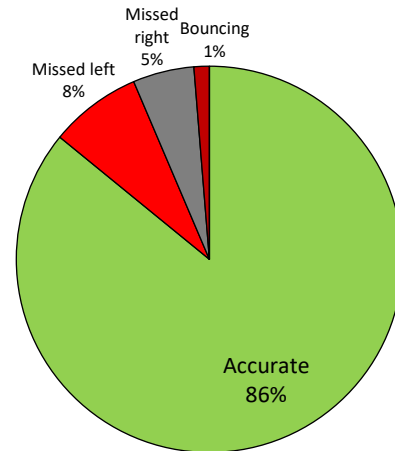
Kroos corner outcomes inserting



Kroos inserting speed



Kroos inserting accuracy




INTELLECTUAL PROPERTY OF PENALTY CORNER ANALYTICS



# ATTACKING PENALTY CORNER PERFORMANCE REPORT

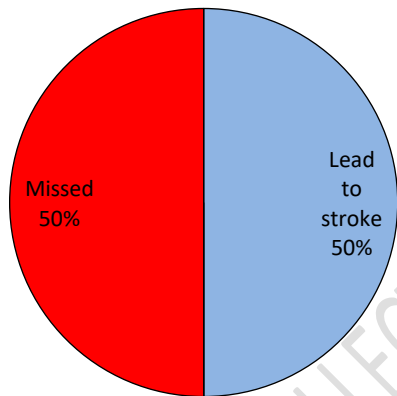


CHLOE TODD

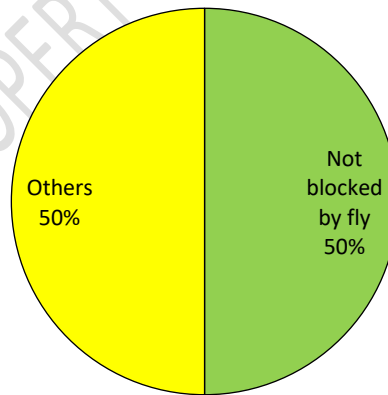


#9	Amount	1 <sup>st</sup> Battery		2 <sup>nd</sup> Battery		Short	
		Accurate	Non accurate	Accurate	Non accurate	Accurate	Non accurate
Straight plays	1	0	0	1	0	0	0
Deflection plays	0	0	0	0	0	0	0
Passing plays	0	0	0	0	0	0	0
Dribble plays	0	0	0	0	0	0	0
<i>Broken plays</i>	<i>1</i>	<i>0</i>	<i>0</i>	<i>0</i>	<i>1</i>	<i>0</i>	<i>0</i>
<b>Total</b>	<b>2</b>	<b>0</b>	<b>0</b>	<b>1</b>	<b>1</b>	<b>0</b>	<b>0</b>

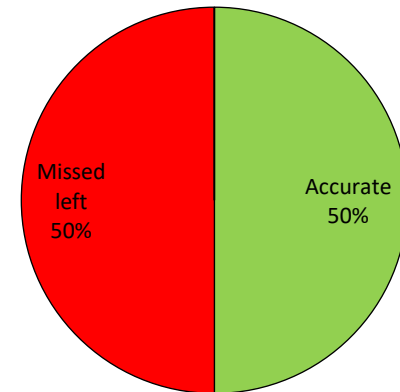
Todd corner outcomes inserting



Todd inserting speed




Todd inserting accuracy




INTELLECTUAL PROPERTY OF PENALTY CORNER ANALYTICS



# ATTACKING PENALTY CORNER PERFORMANCE REPORT

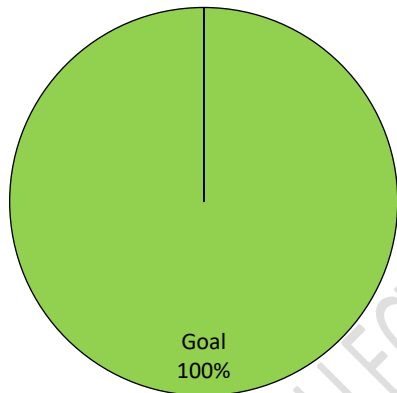


**KELLI MARTIN**

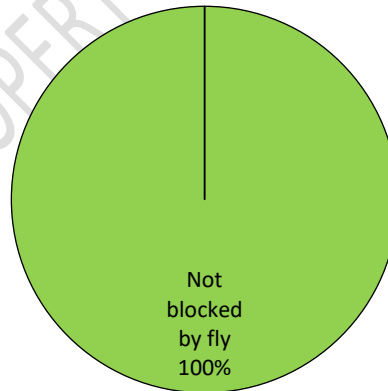


#10	Amount	1 <sup>st</sup> Battery		2 <sup>nd</sup> Battery		Short	
		Accurate	Non accurate	Accurate	Non accurate	Accurate	Non accurate
Straight plays	1	1	0	0	0	0	0
Deflection plays	0	0	0	0	0	0	0
Passing plays	0	0	0	0	0	0	0
Dribble plays	0	0	0	0	0	0	0
<i>Broken plays</i>	<i>0</i>	<i>0</i>	<i>0</i>	<i>0</i>	<i>0</i>	<i>0</i>	<i>0</i>
<b>Total</b>	<b>1</b>	<b>1</b>	<b>0</b>	<b>0</b>	<b>0</b>	<b>0</b>	<b>0</b>

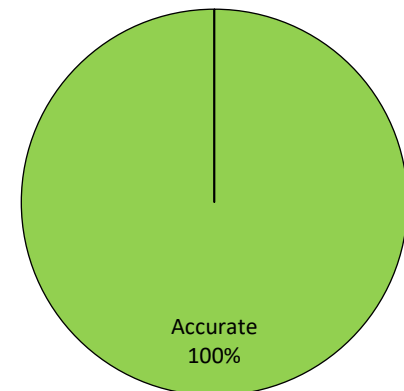
Martin corner outcomes inserting



Martin inserting speed



Martin inserting accuracy



INTELLECTUAL PROPERTY OF PENALTY CORNER ANALYTICS






# ATTACKING PENALTY CORNER PERFORMANCE REPORT



**PAM BRIDGERTON**

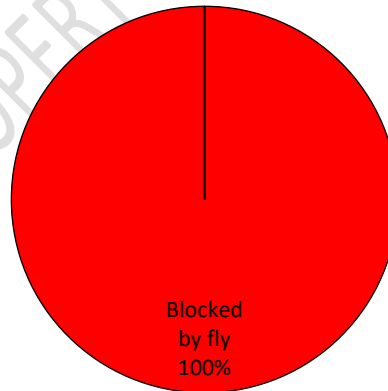


#12	Amount	1 <sup>st</sup> Battery		2 <sup>nd</sup> Battery		Short	
		Accurate	Non accurate	Accurate	Non accurate	Accurate	Non accurate
Straight plays	0	0	0	0	0	0	0
Deflection plays	1	0	0	0	0	1	0
Passing plays	0	0	0	0	0	0	0
Dribble plays	0	0	0	0	0	0	0
<i>Broken plays</i>	<i>0</i>	<i>0</i>	<i>0</i>	<i>0</i>	<i>0</i>	<i>0</i>	<i>0</i>
<b>Total</b>	<b>1</b>	<b>0</b>	<b>0</b>	<b>0</b>	<b>0</b>	<b>1</b>	<b>0</b>

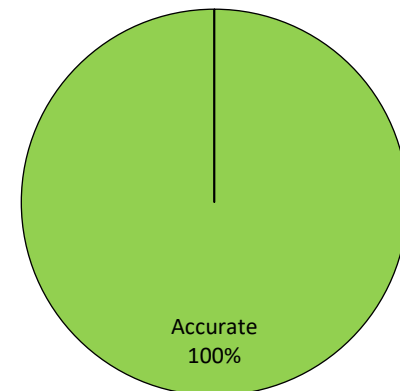
Bridgerton corner outcomes inserting



Bridgerton inserting speed



Bridgerton inserting accuracy




INTELLECTUAL PROPERTY OF PENALTY CORNER ANALYTICS



# ATTACKING PENALTY CORNER PERFORMANCE REPORT

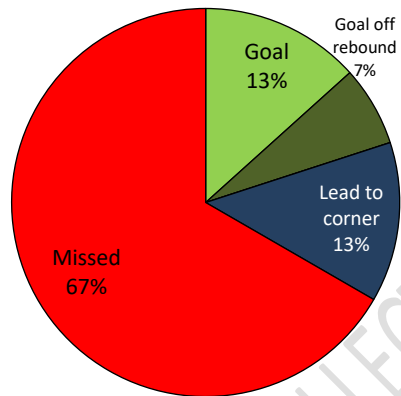


LAURA VAN GAAL

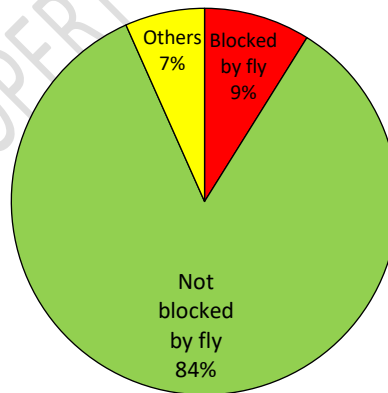


#18	Amount	1 <sup>st</sup> Battery		2 <sup>nd</sup> Battery		Short		Overtime	
		Accurate	Non accurate	Accurate	Non accurate	Accurate	Non accurate	Accurate	Non accurate
Straight plays	19	11	0	7	0	1	0	0	0
Deflection plays	7	4	0	2	0	1	0	0	0
Passing plays	10	0	1	5	1	1	0	2	0
Dribble plays	5	1	0	4	0	0	0	0	0
<i>Broken plays</i>	4	1	0	2	1	0	0	0	0
<b>Total</b>	<b>45</b>	<b>17</b>	<b>1</b>	<b>20</b>	<b>2</b>	<b>3</b>	<b>0</b>	<b>2</b>	<b>0</b>

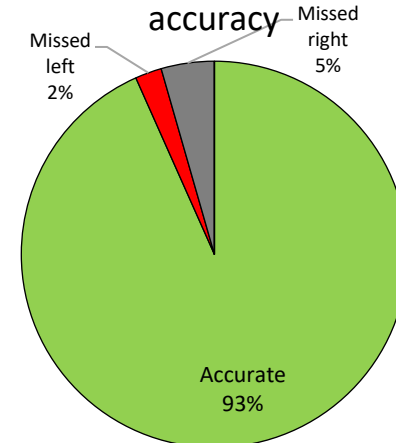
Van Gaal corner outcomes inserting



Van Gaal inserting speed



Van Gaal inserting accuracy




INTELLECTUAL PROPERTY OF PENALTY CORNER ANALYTICS



# ATTACKING PENALTY CORNER PERFORMANCE REPORT



ALEXANDRA RODGERS

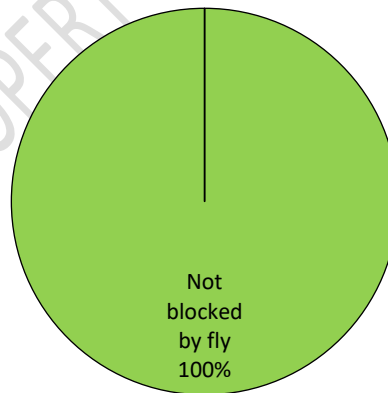


#23	Amount	Overtime	
		Accurate	Non accurate
Straight plays	0	0	0
Deflection plays	0	0	0
Passing plays	2	2	0
Dribble plays	0	0	0
<i>Broken plays</i>	0	0	0
<b>Total</b>	<b>2</b>	<b>2</b>	<b>0</b>

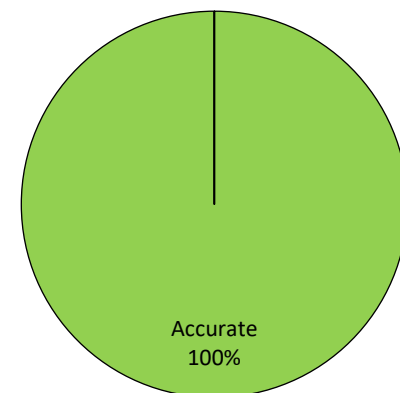
Rodgers corner outcomes inserting



Rodgers inserting speed



Rodgers inserting accuracy

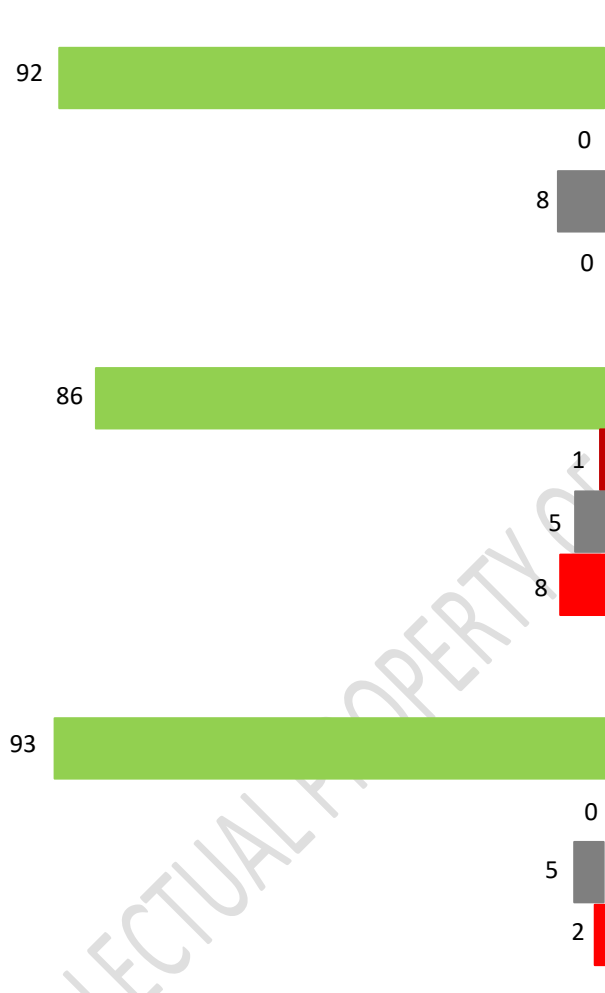


INTELLECTUAL PROPERTY OF PENALTY CORNER ANALYTICS

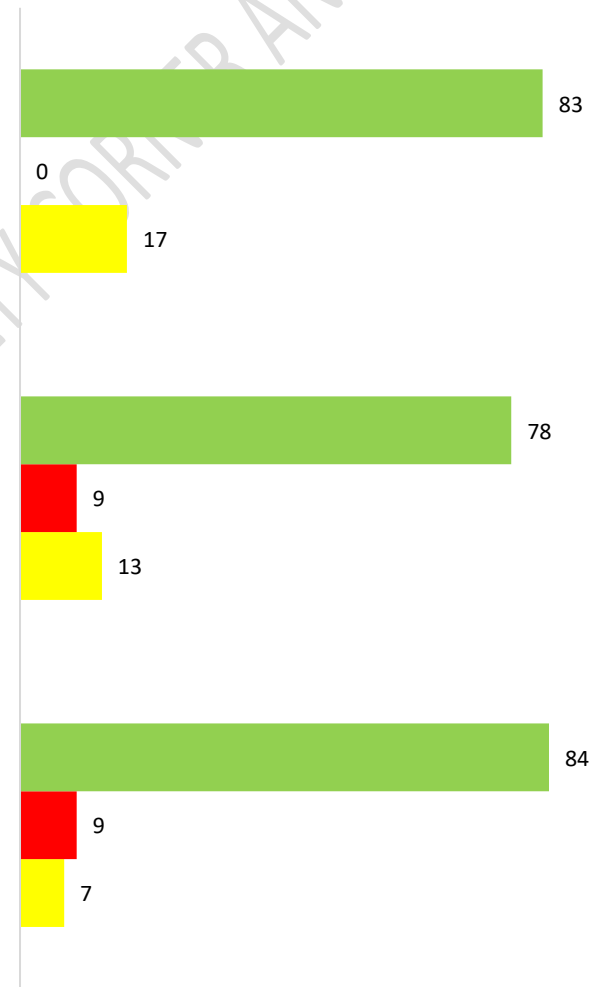


**INSERTERS COMPARISON: INSERTERS WITH +10 INSERTS**

Inserters accuracy measured (%)



Inserters speed measured (%)



■ Accurate ■ Bouncing ■ Missed right ■ Missed left

■ Not blocked by fly ■ Blocked by fly ■ Others


INTELLECTUAL PROPERTY OF PENALTY CORNER ANALYTICS



# ATTACKING PENALTY CORNER PERFORMANCE REPORT

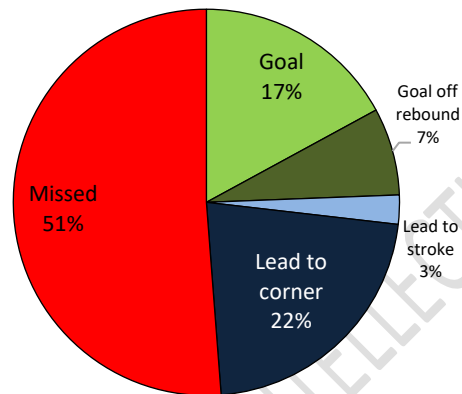


## STICKSTOPPERS PERFORMANCE: MARIA GOMEZ

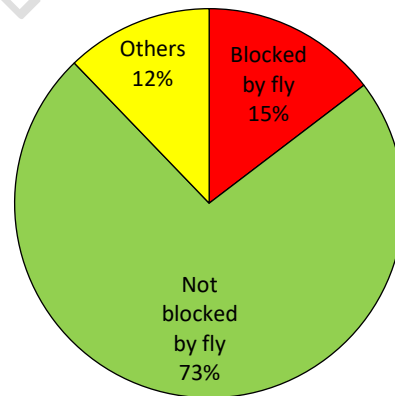


#8	Amount	1 <sup>st</sup> Battery		2 <sup>nd</sup> Battery	
		Accurate	Non accurate	Accurate	Non accurate
Straight plays	25	17	0	8	0
Deflection plays	5	4	0	1	0
Passing plays	4	3	0	1	0
Dribble plays	2	0	0	2	0
Broken plays	5	0	4	1	0
<b>Total</b>	<b>41</b>	<b>24</b>	<b>4</b>	<b>13</b>	<b>0</b>

### Gomez corner outcomes stopping

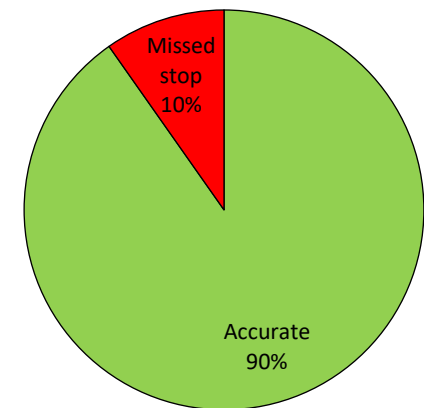


### Gomez stopping speed



*This metric intends to measure the speed of the stop by seeing how often the opposite team's fly can block the play.*

### Gomez stopping accuracy




*This metric measures the accuracy of the player's stop.*



# ATTACKING PENALTY CORNER PERFORMANCE REPORT

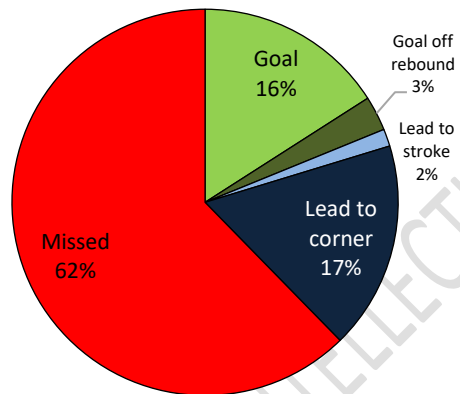


KELLI MARTIN

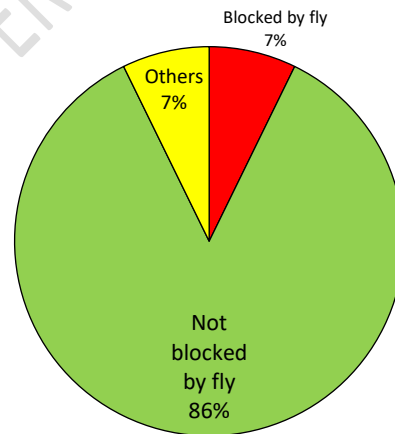


#10	Amount	1 <sup>st</sup> Battery		2 <sup>nd</sup> Battery	
		Accurate	Non accurate	Accurate	Non accurate
Straight plays	39	9	0	30	0
Deflection plays	11	2	0	9	0
Passing plays	9	1	0	8	0
Dribble plays	4	1	0	3	0
<i>Broken plays</i>	6	0	0	1	5
<b>Total</b>	<b>69</b>	<b>13</b>	<b>0</b>	<b>51</b>	<b>5</b>

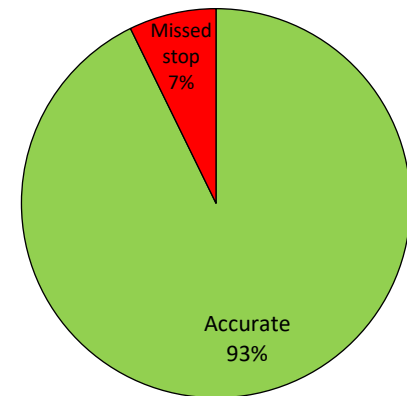
Martin corner outcomes stopping



Martin stopping speed




Martin stopping accuracy





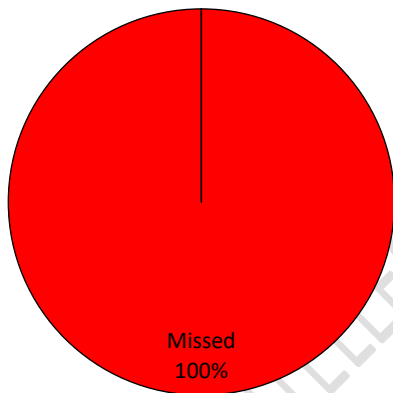
PAM BRIDGERTON

# ATTACKING PENALTY CORNER PERFORMANCE REPORT

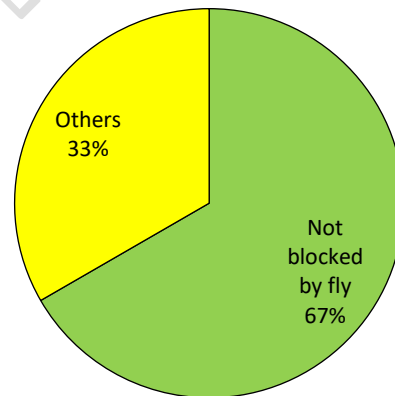


#12	Amount	1 <sup>st</sup> Battery		2 <sup>nd</sup> Battery	
		Accurate	Non accurate	Accurate	Non accurate
Straight plays	1	0	0	1	0
Deflection plays	0	0	0	0	0
Passing plays	3	1	0	2	0
Dribble plays	0	0	0	0	0
<i>Broken plays</i>	2	1	0	0	1
<b>Total</b>	<b>6</b>	<b>2</b>	<b>0</b>	<b>3</b>	<b>1</b>

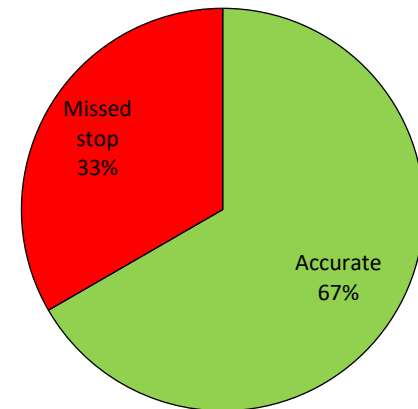
Bridgerton corner outcomes stopping




Bridgerton stopping speed



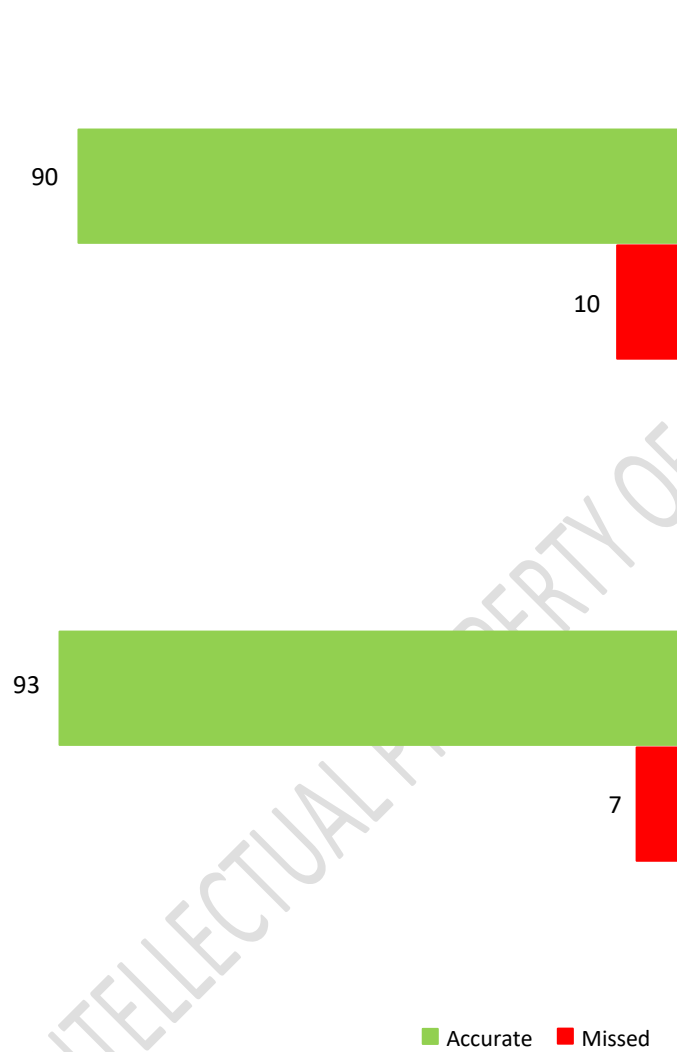
Bridgerton stopping accuracy



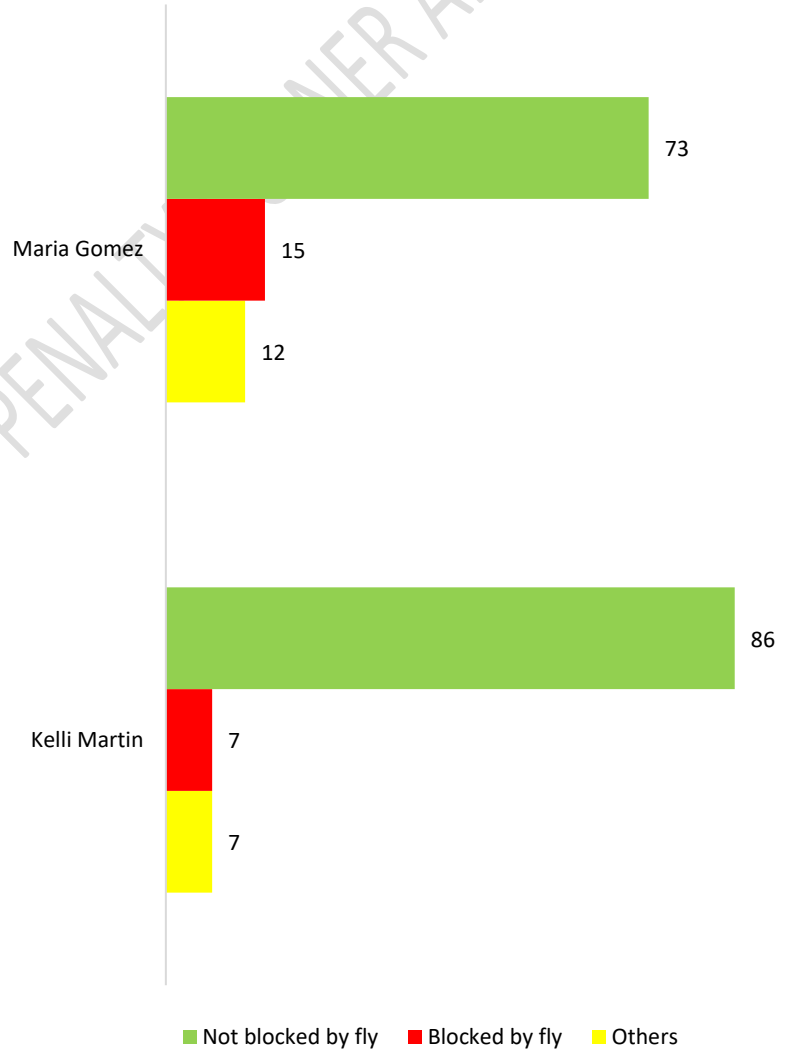


**STICKSTOPPERS COMPARISON: STICKSTOPPERS WITH +10 STOPS**

Stoppers accuracy measured (%)




Stoppers speed measured (%)




INTELLECTUAL PROPERTY OF PENALTY CORNER ANALYTICS



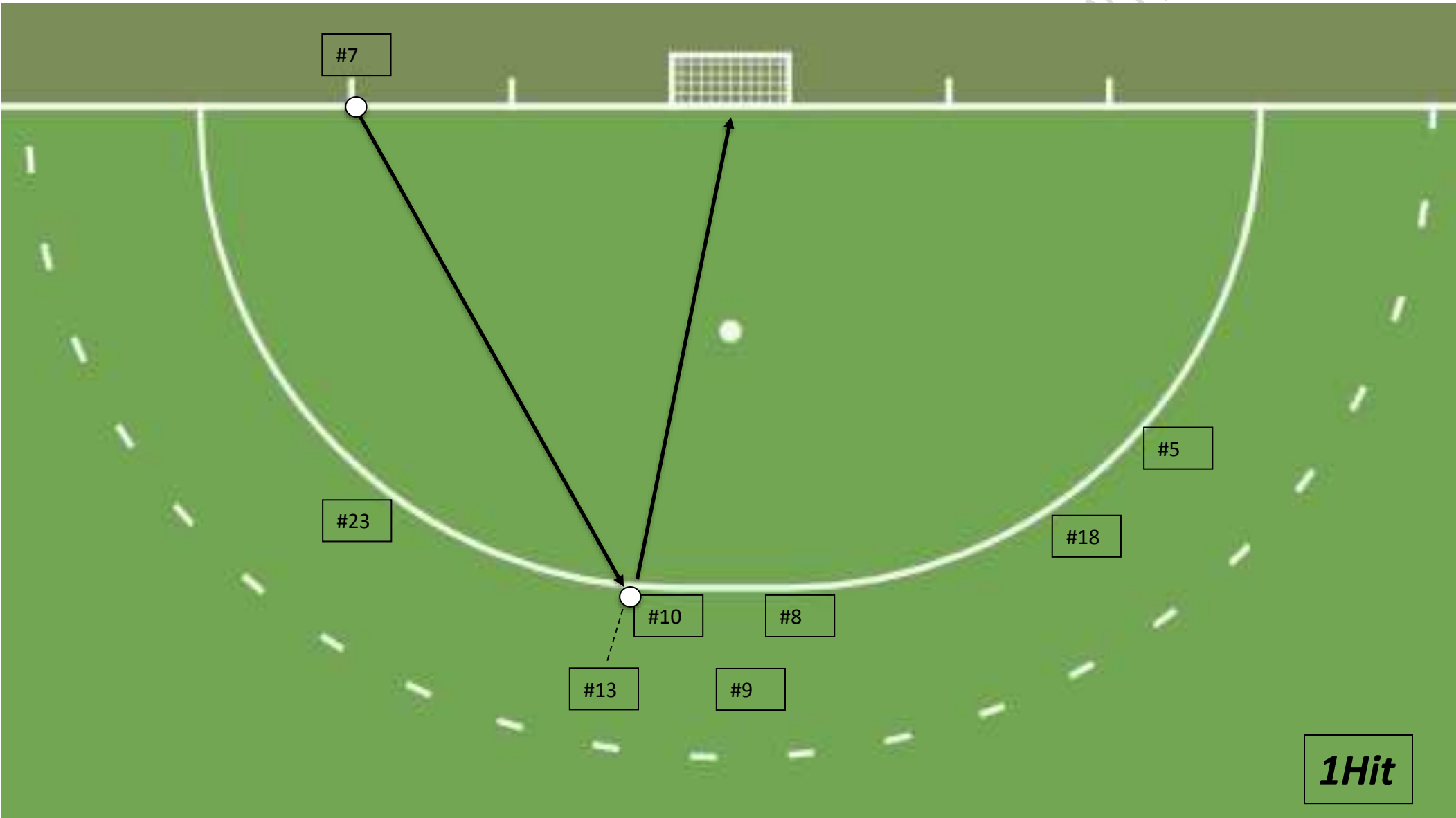


# PLAY BY PLAY

INTELLECTUAL PROPERTY OF PENALTY CORNER ANALYTICS

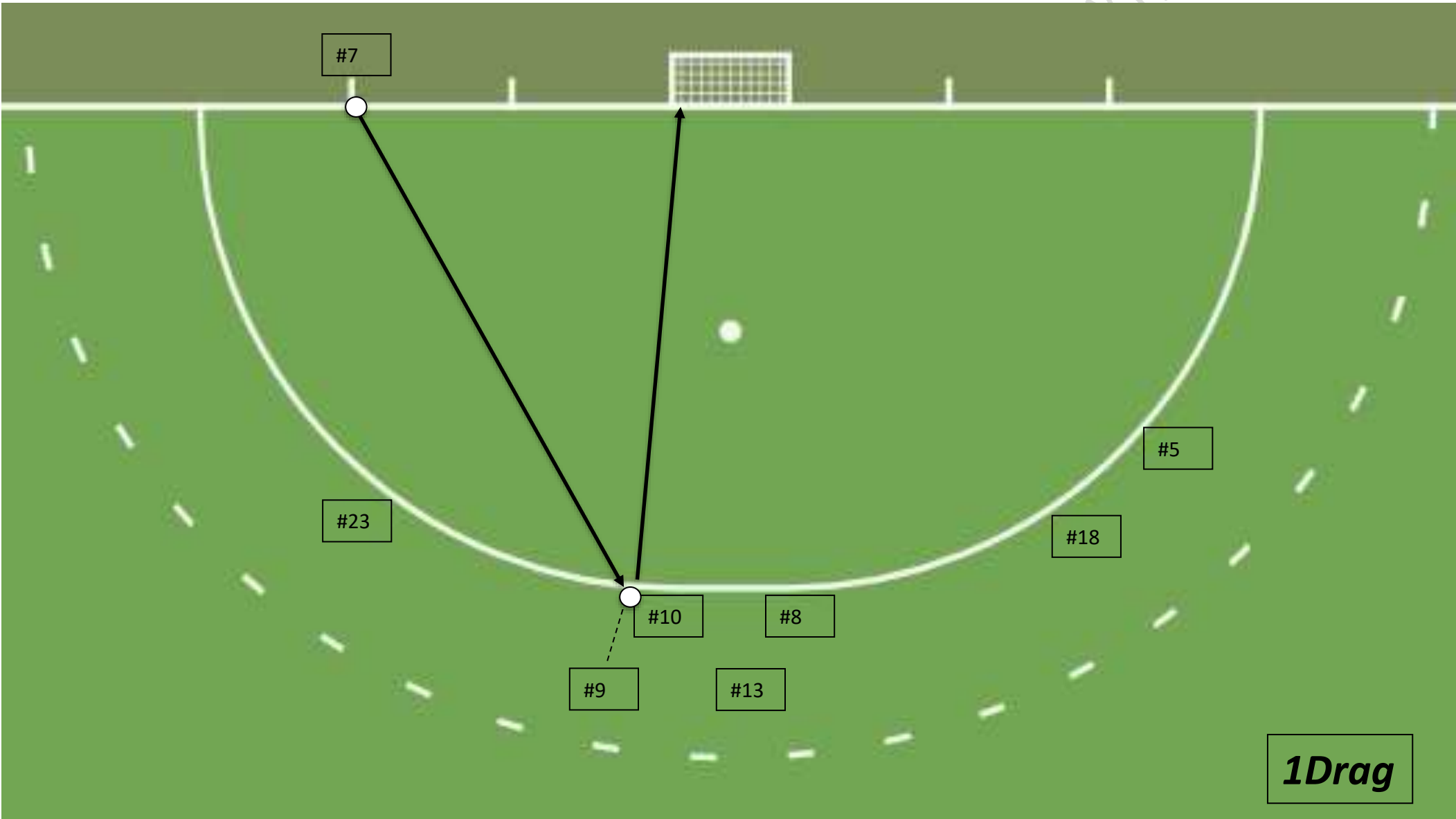



**1<sup>ST</sup> BATTERY CORNERS**



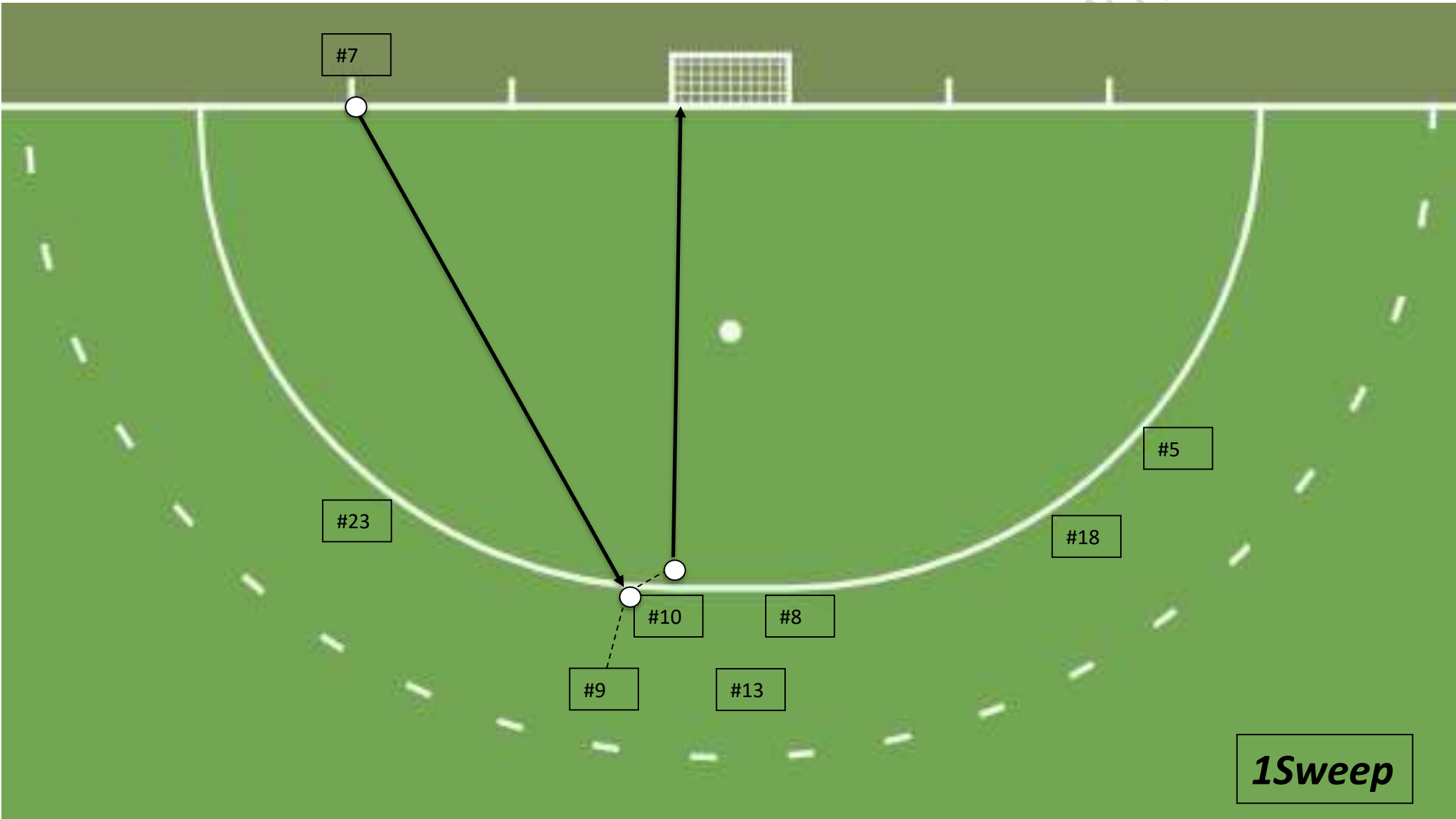



# ATTACKING PENALTY CORNER PERFORMANCE REPORT



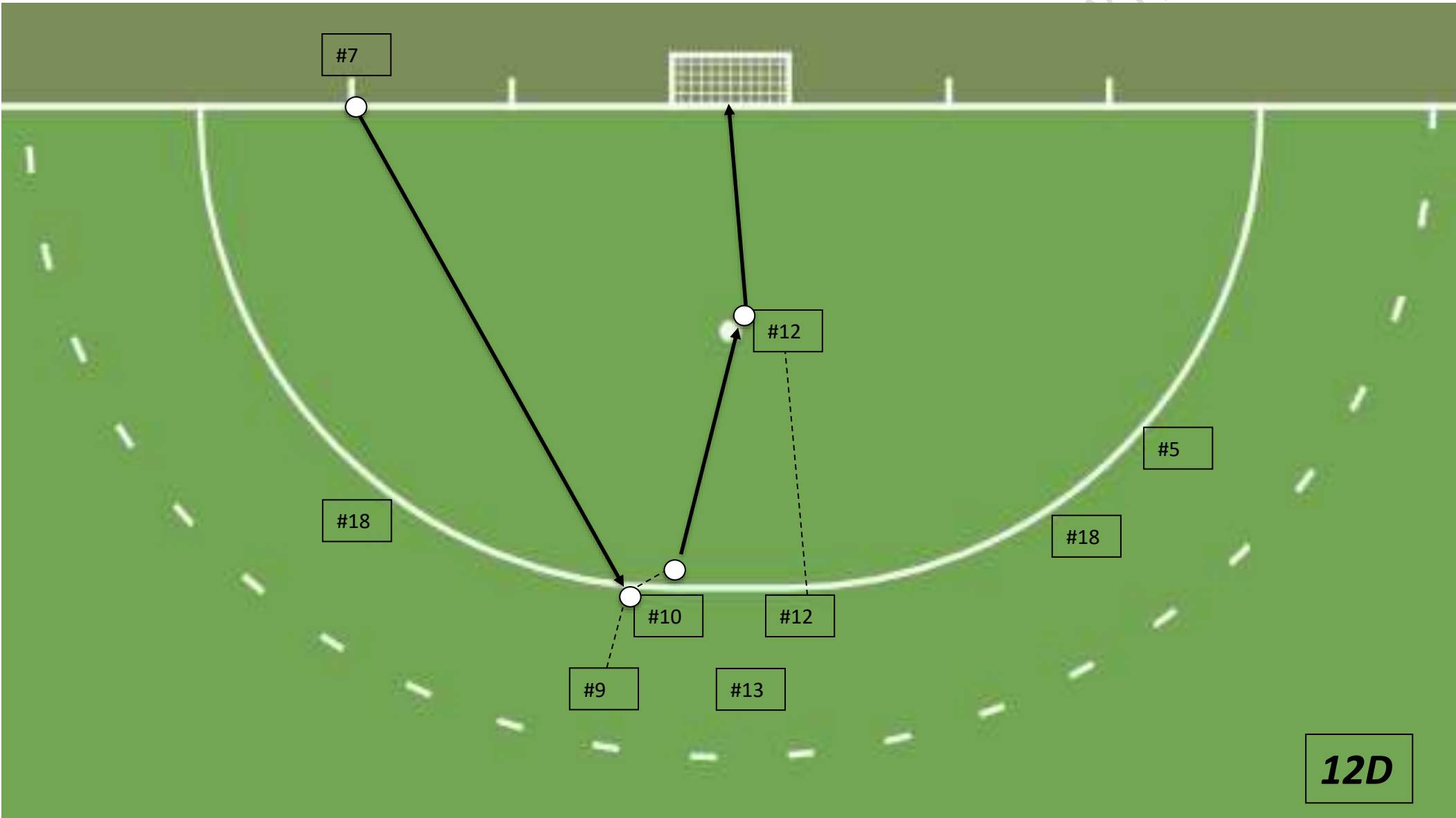



# ATTACKING PENALTY CORNER PERFORMANCE REPORT



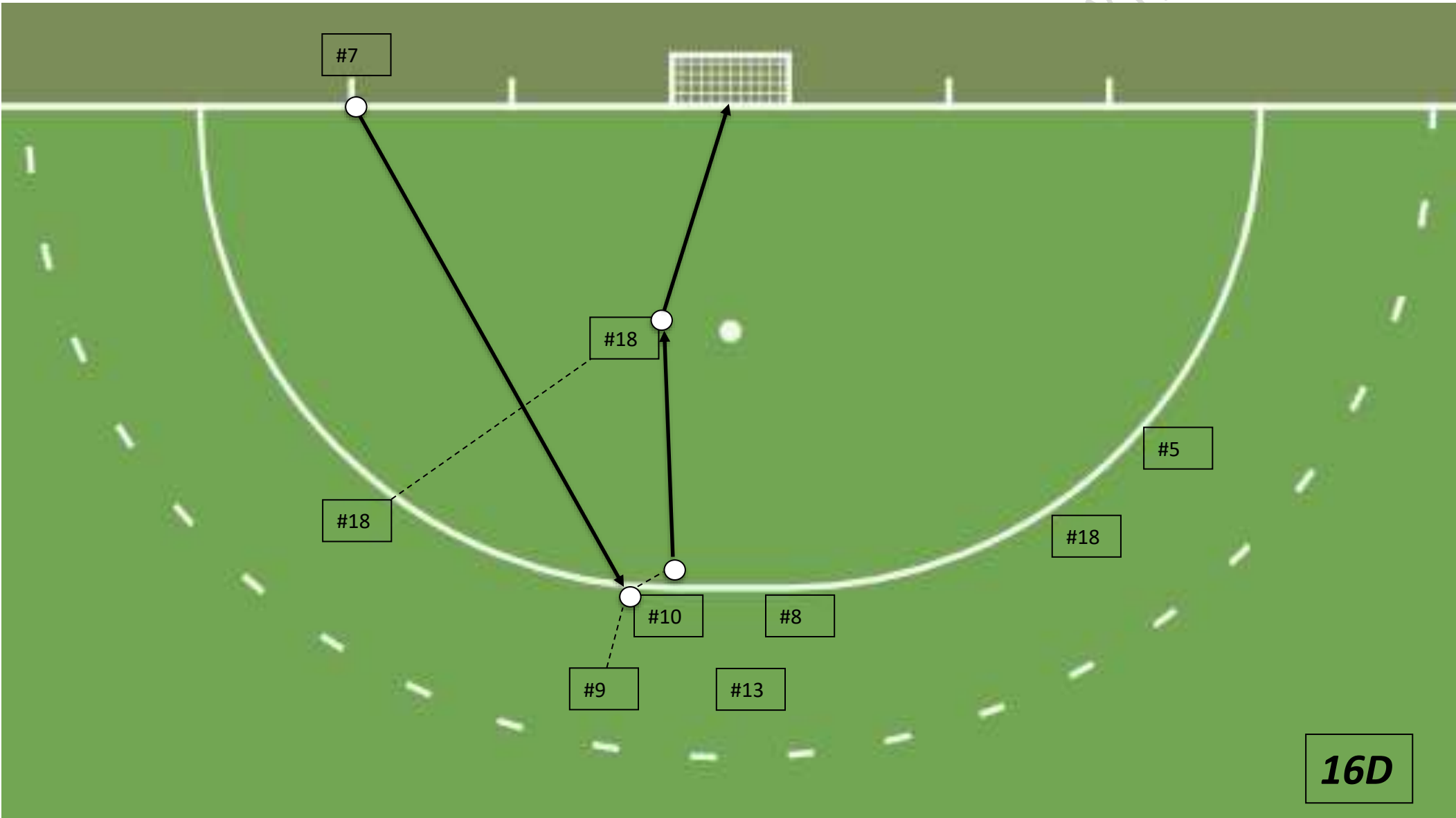



# ATTACKING PENALTY CORNER PERFORMANCE REPORT



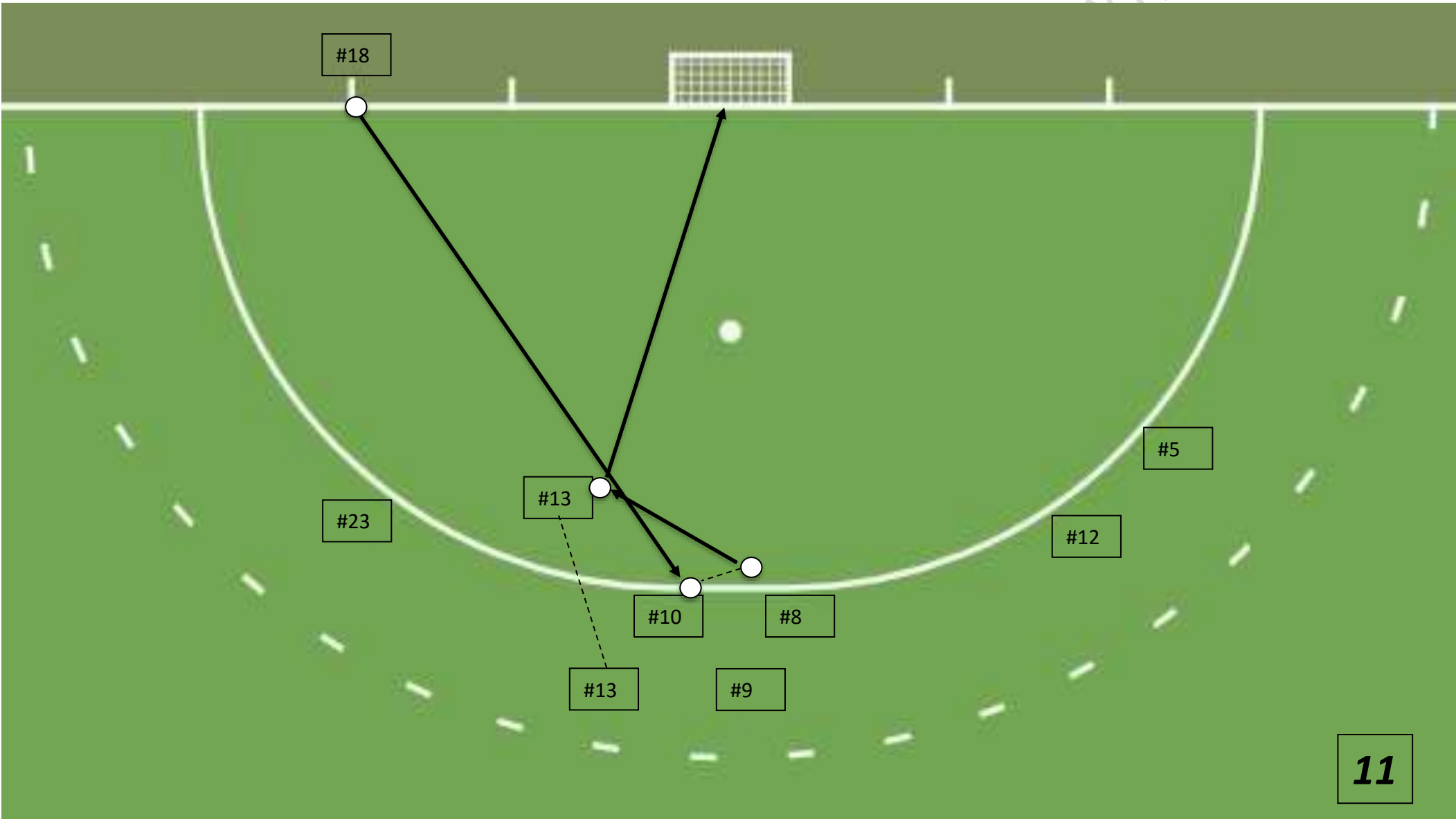



# ATTACKING PENALTY CORNER PERFORMANCE REPORT



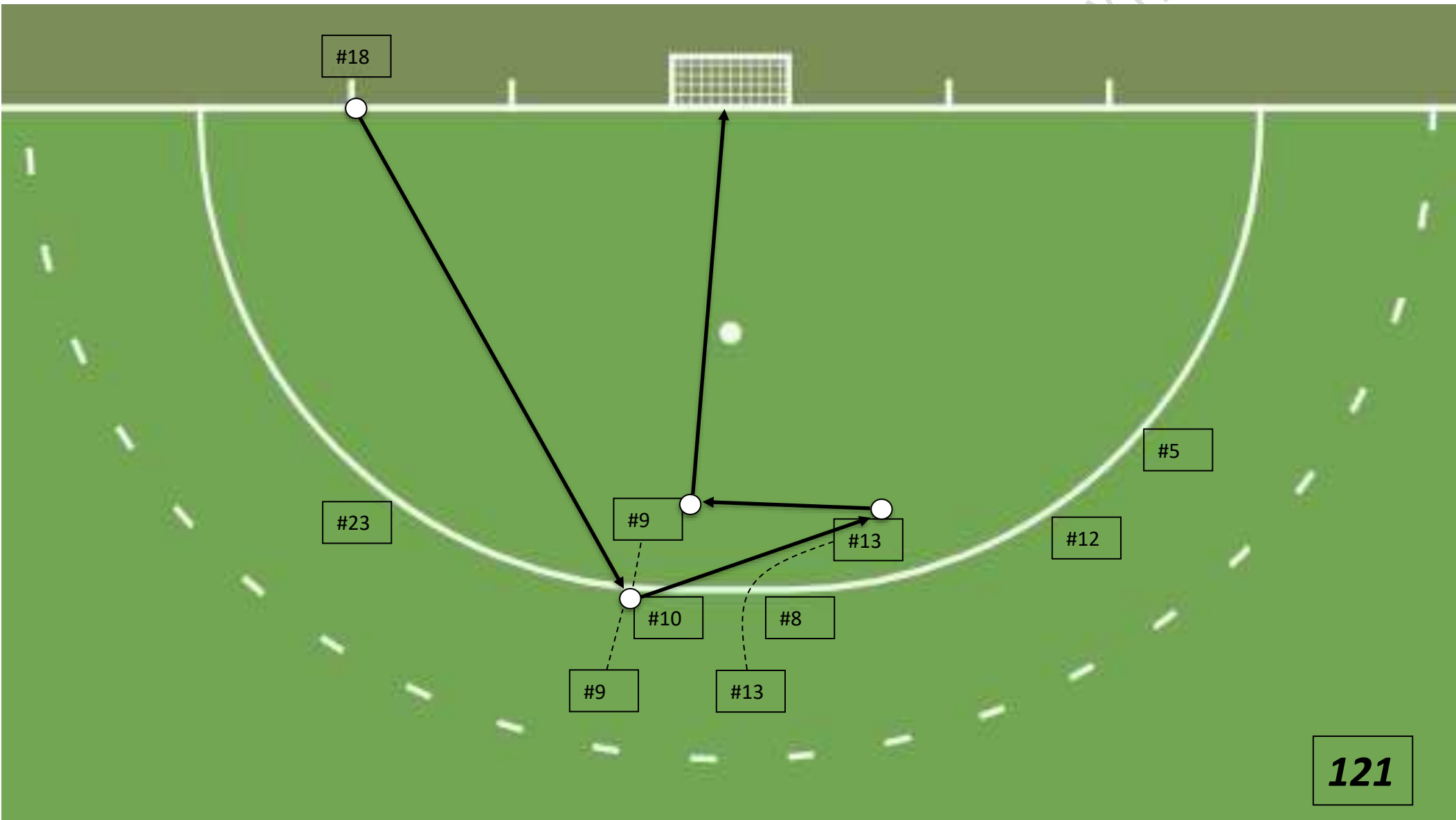


# ATTACKING PENALTY CORNER PERFORMANCE REPORT





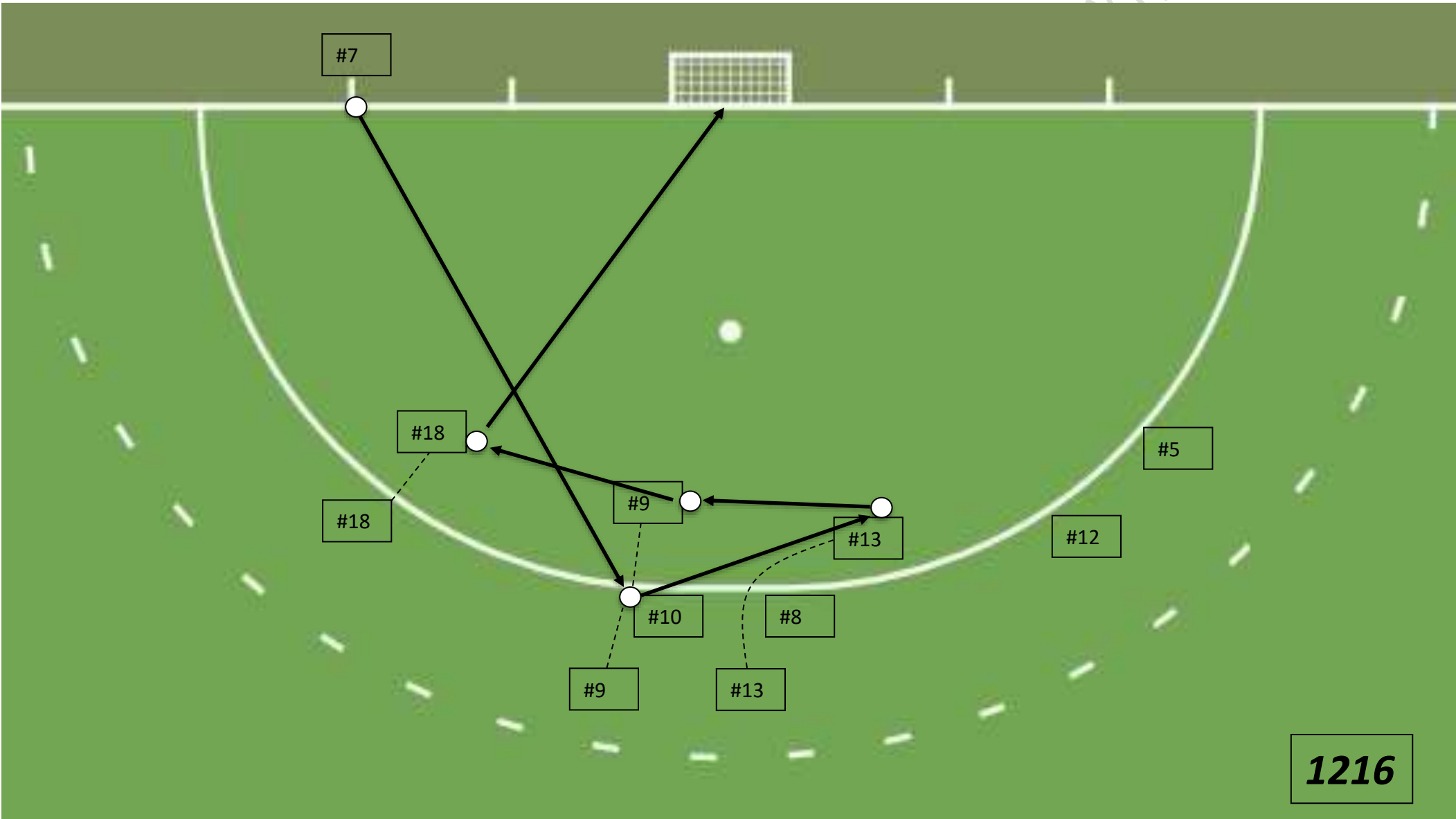

# ATTACKING PENALTY CORNER PERFORMANCE REPORT





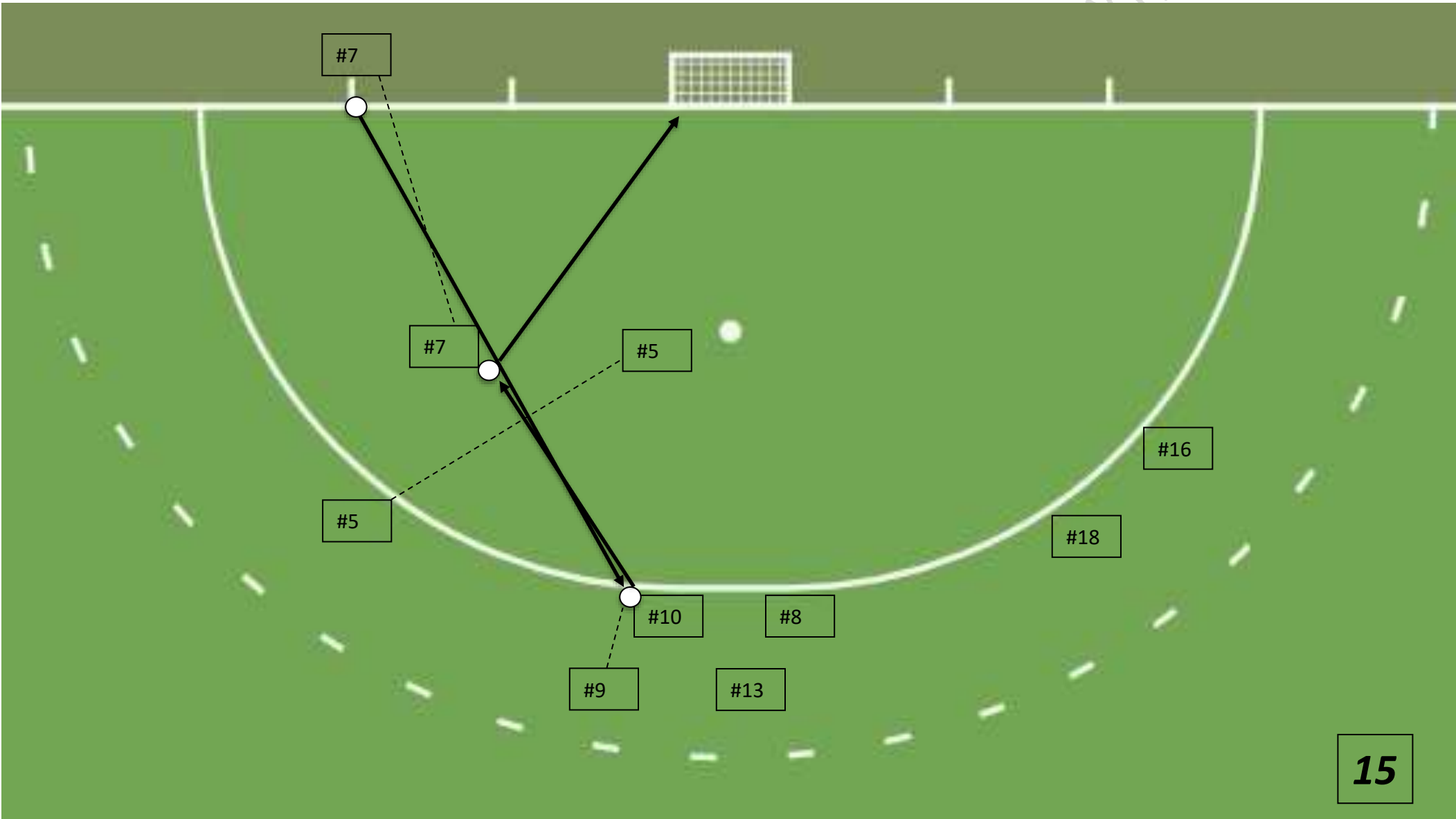



# ATTACKING PENALTY CORNER PERFORMANCE REPORT



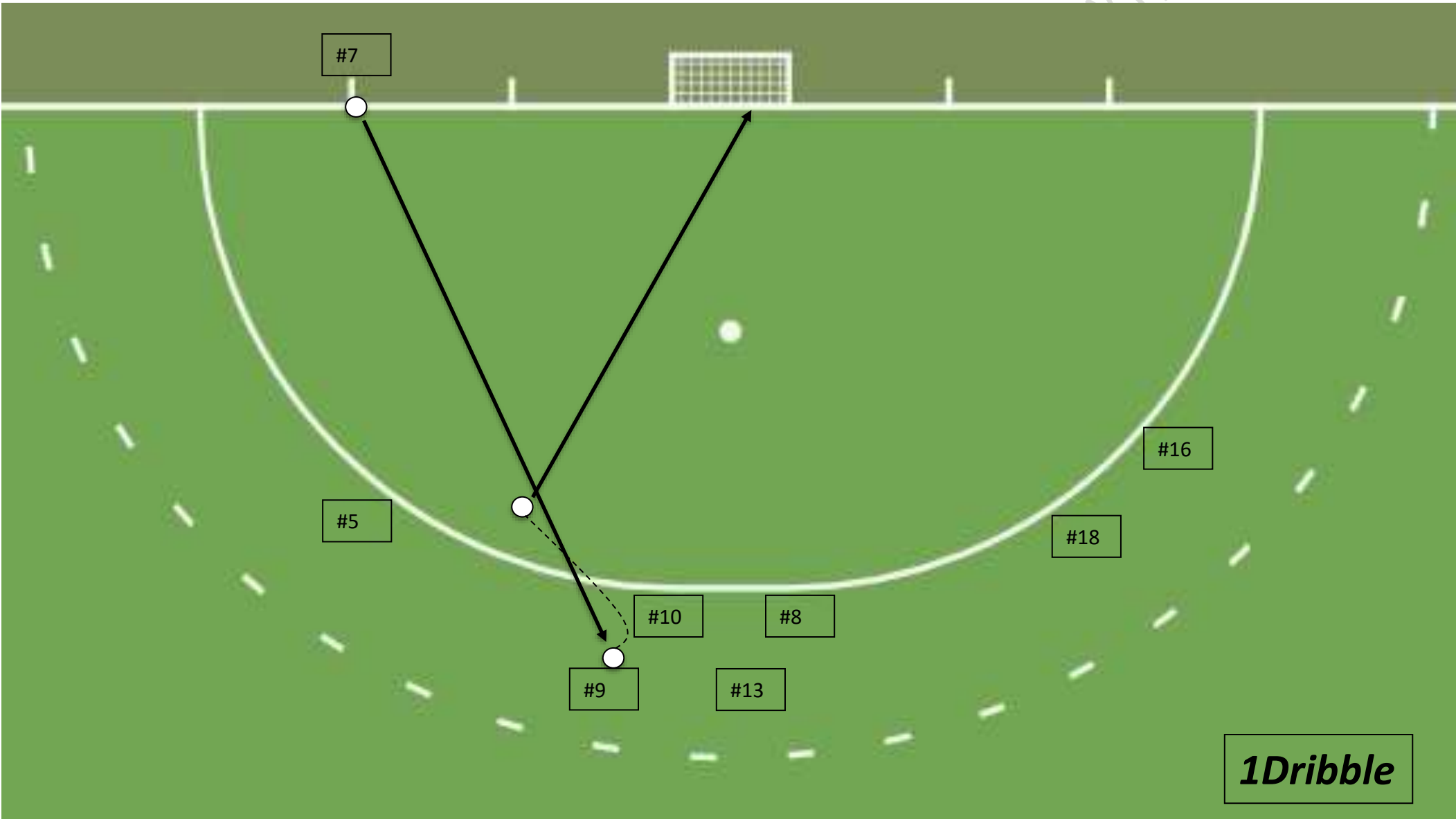



# ATTACKING PENALTY CORNER PERFORMANCE REPORT



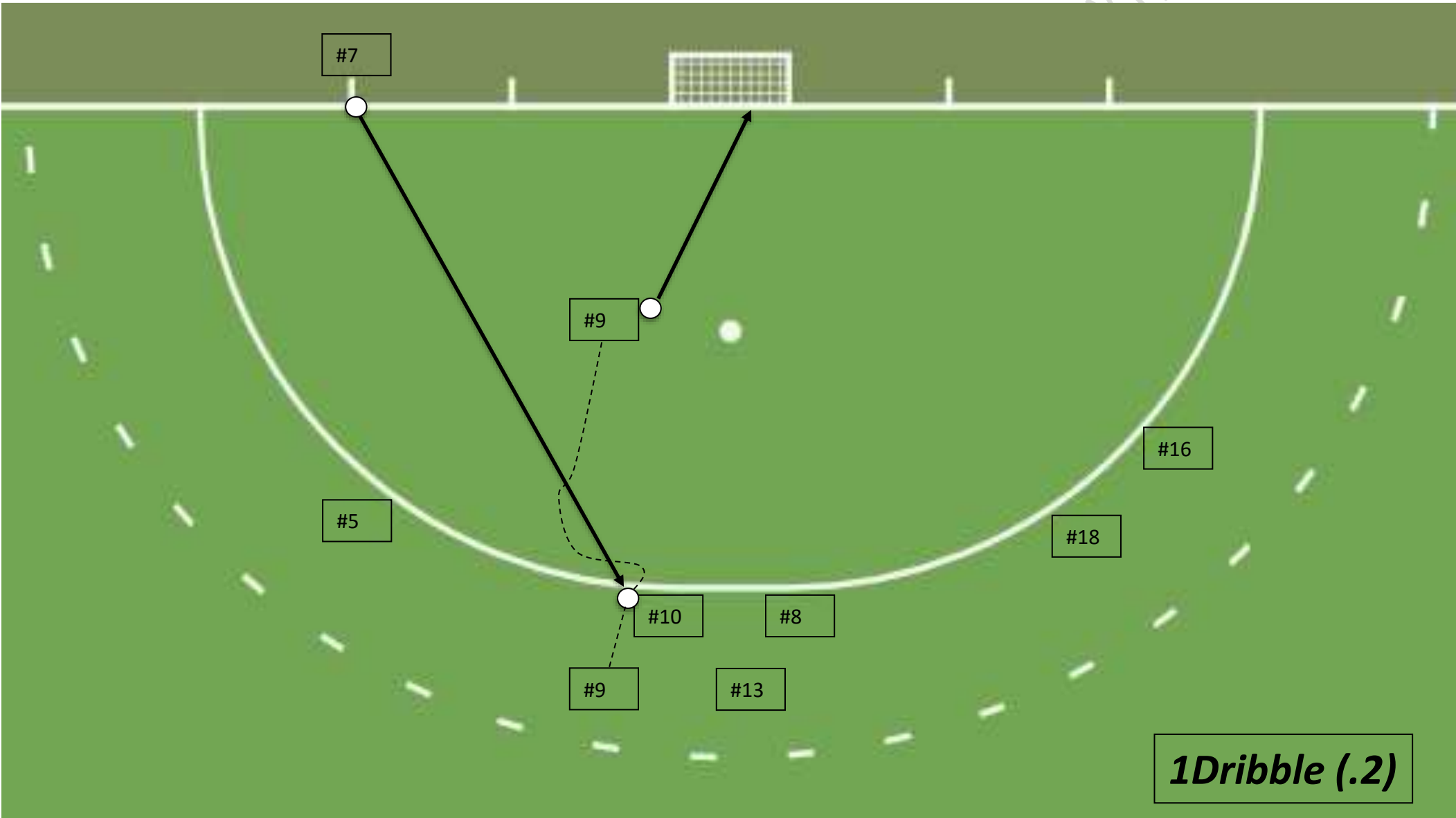



# ATTACKING PENALTY CORNER PERFORMANCE REPORT





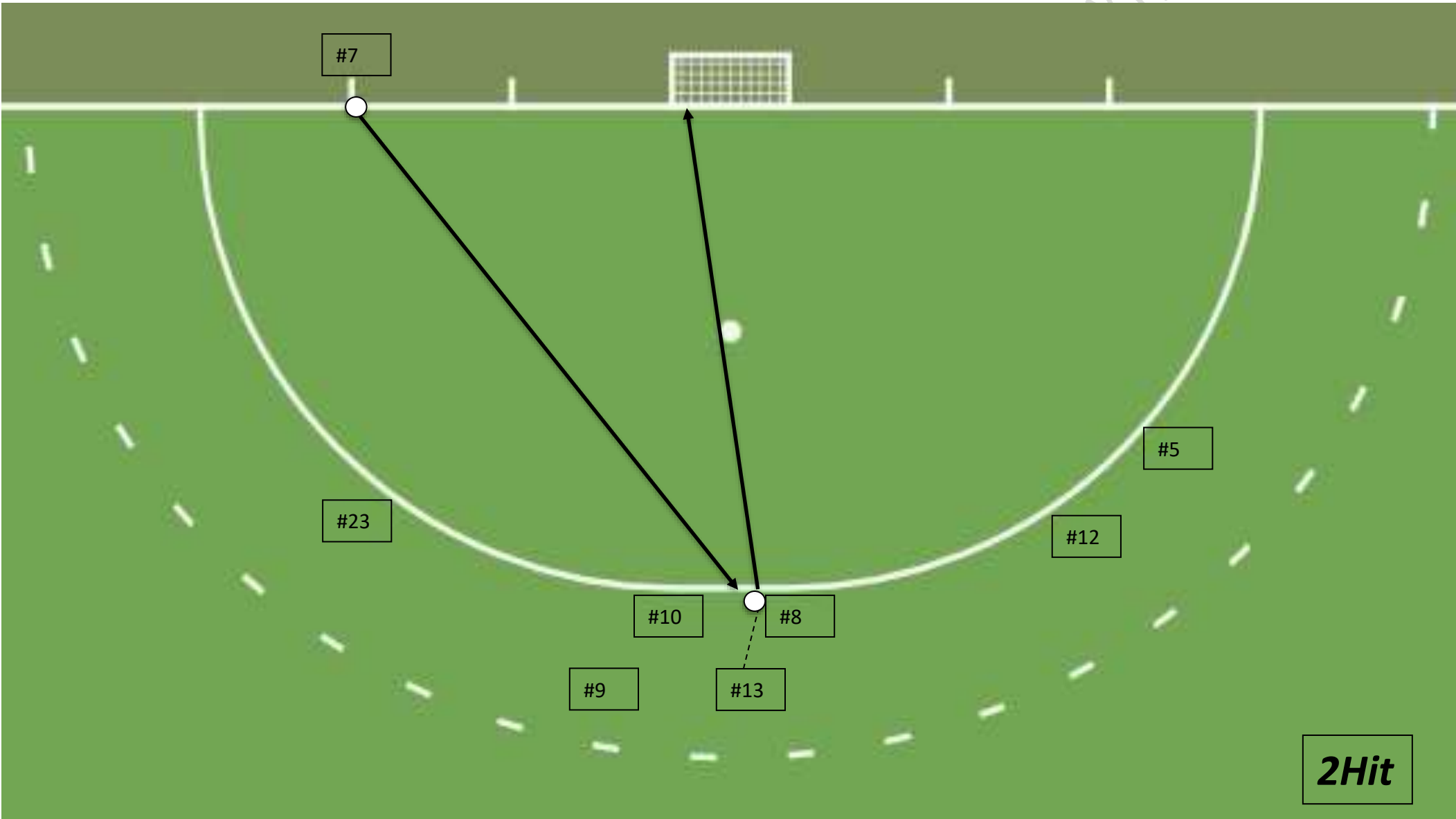

# ATTACKING PENALTY CORNER PERFORMANCE REPORT





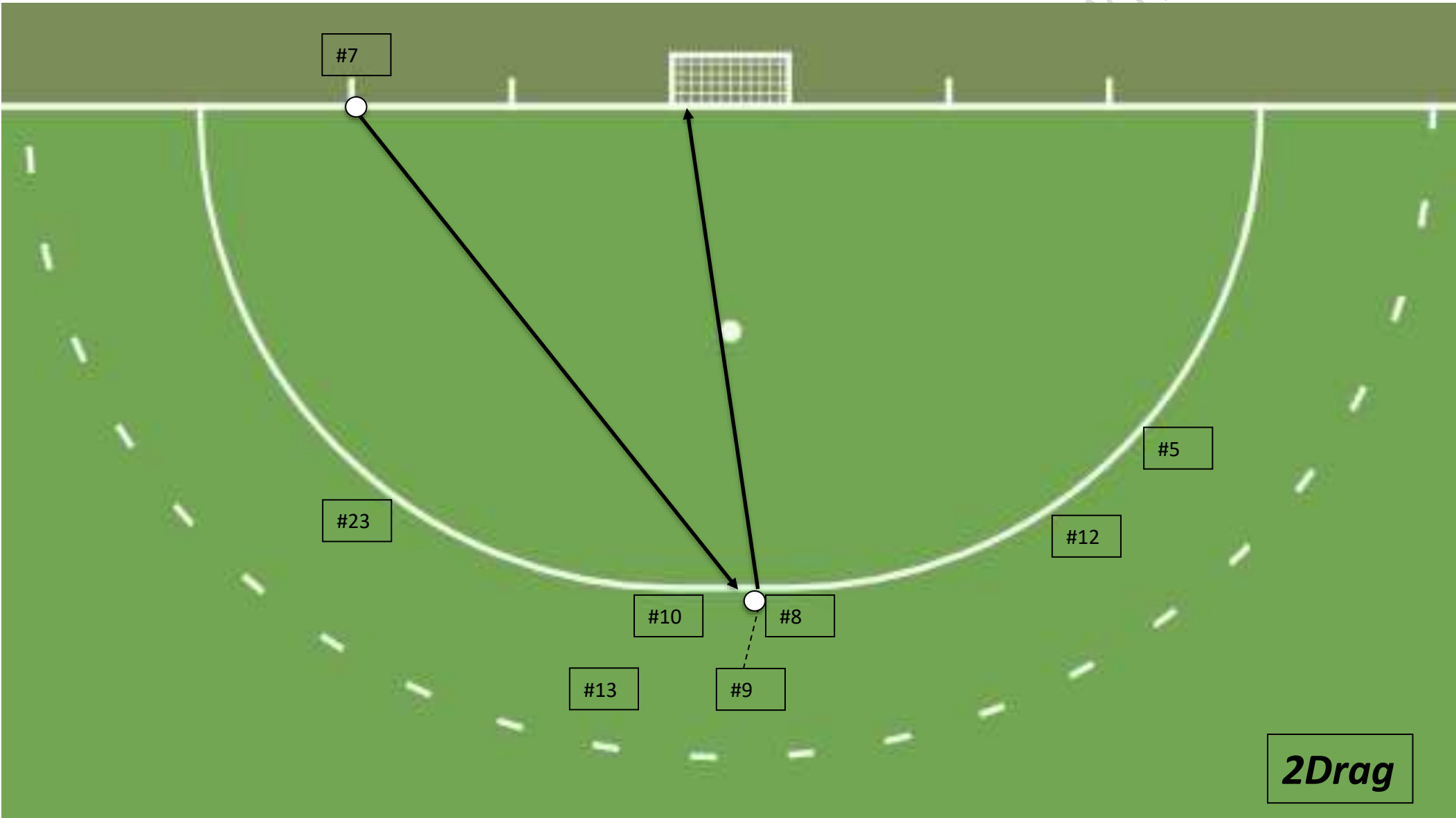

**2<sup>ND</sup> BATTERY CORNERS**

ATTACKING PENALTY CORNER PERFORMANCE REPORT



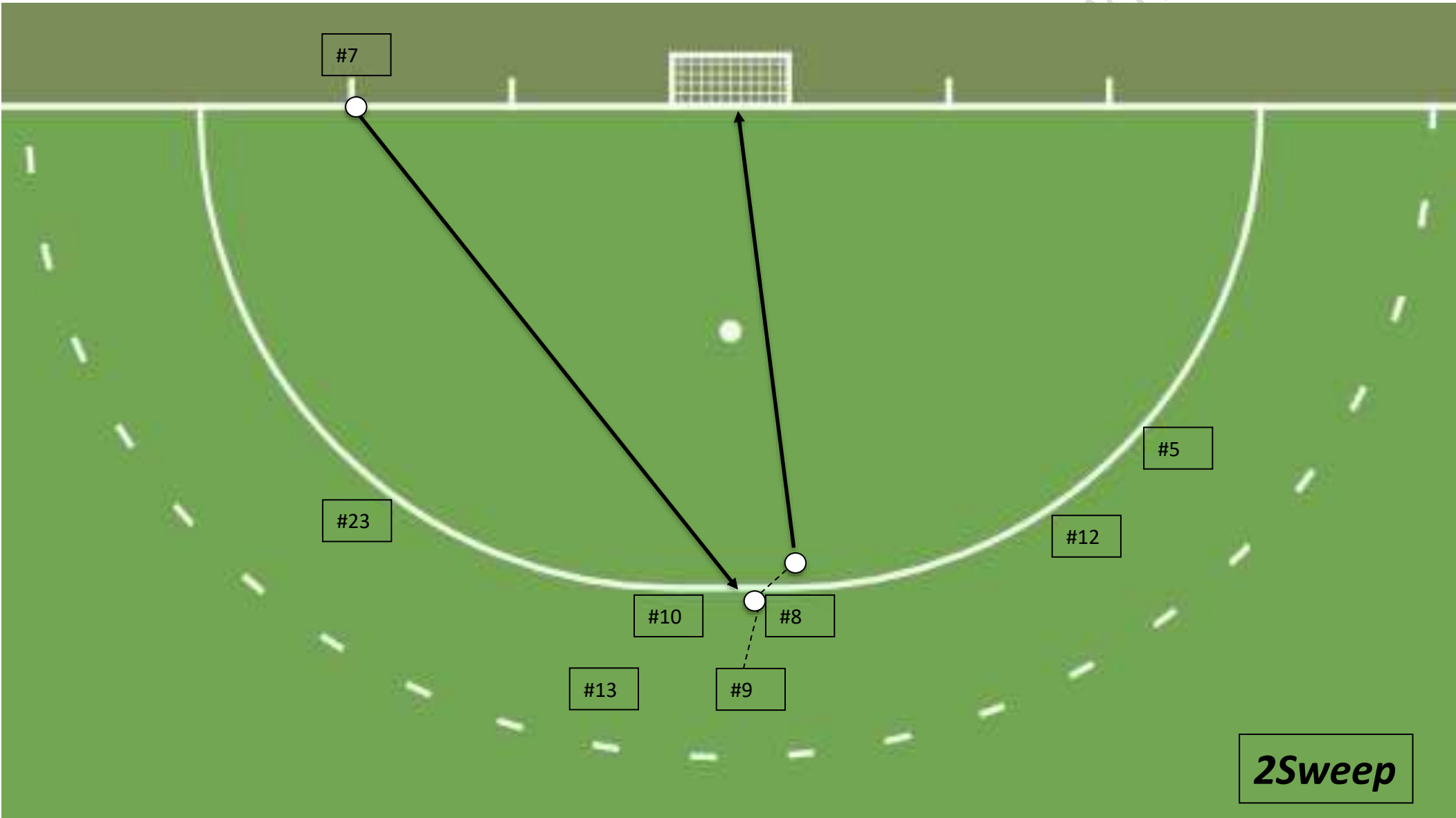



# ATTACKING PENALTY CORNER PERFORMANCE REPORT



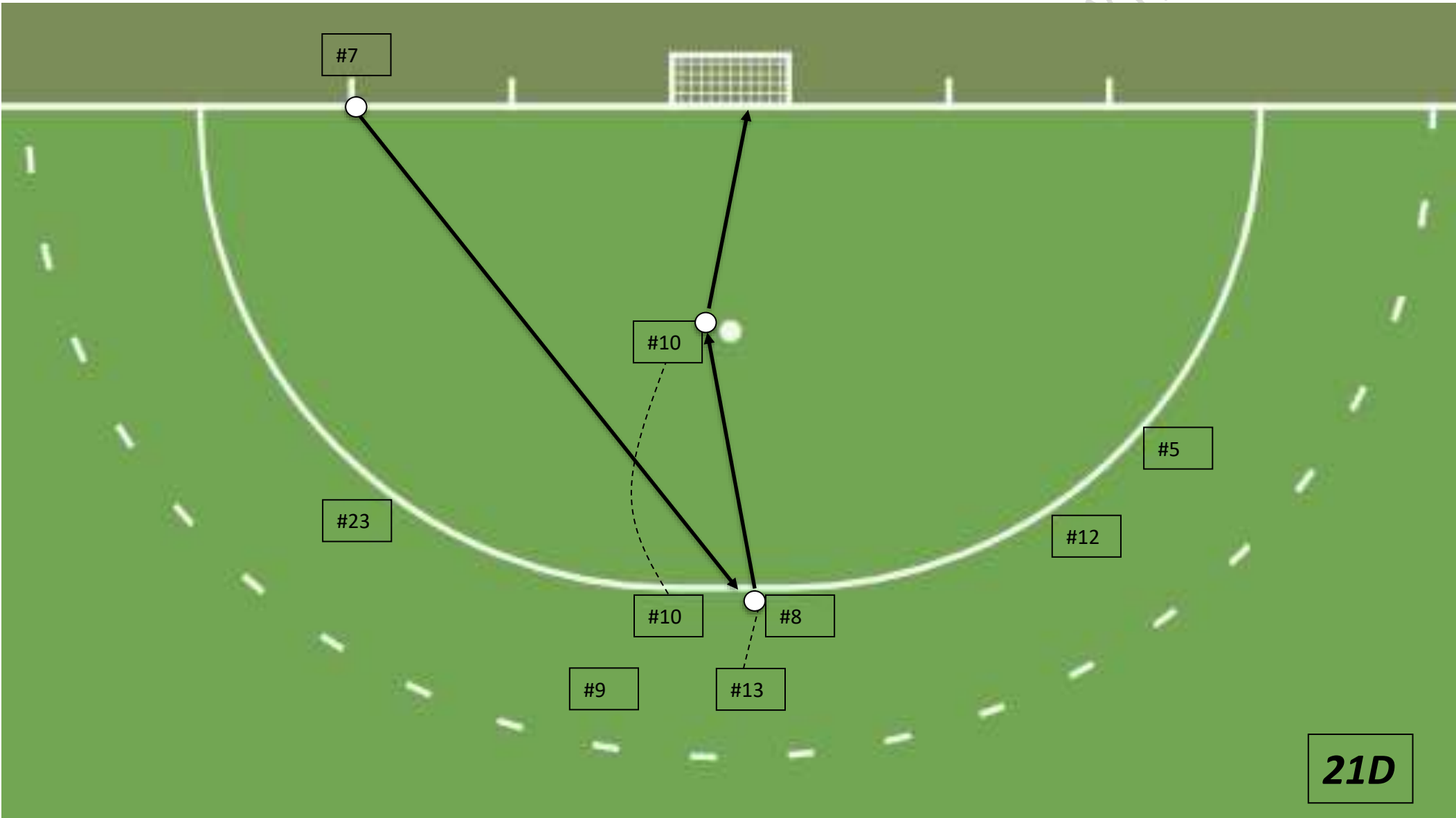



# ATTACKING PENALTY CORNER PERFORMANCE REPORT





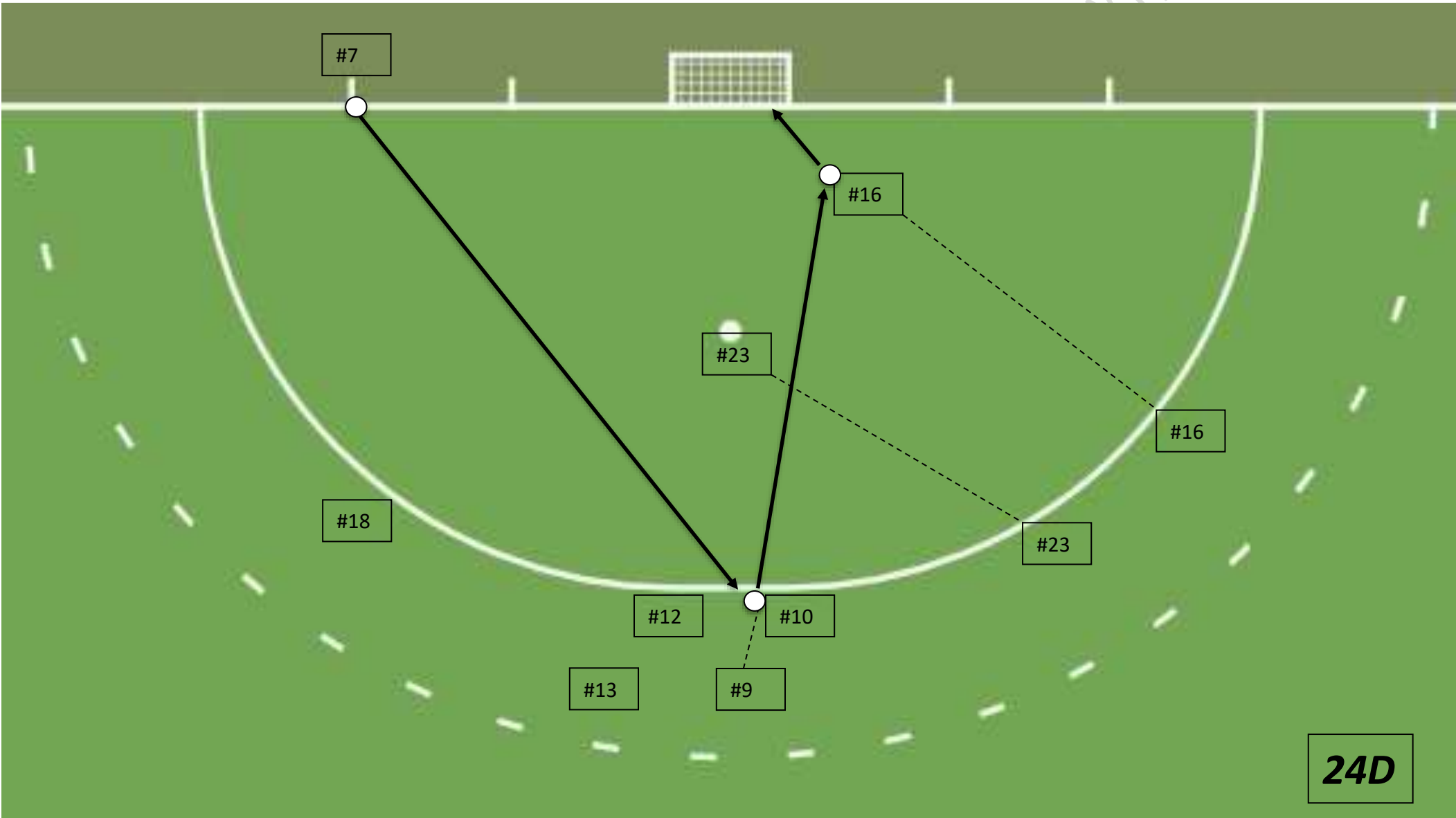

# ATTACKING PENALTY CORNER PERFORMANCE REPORT





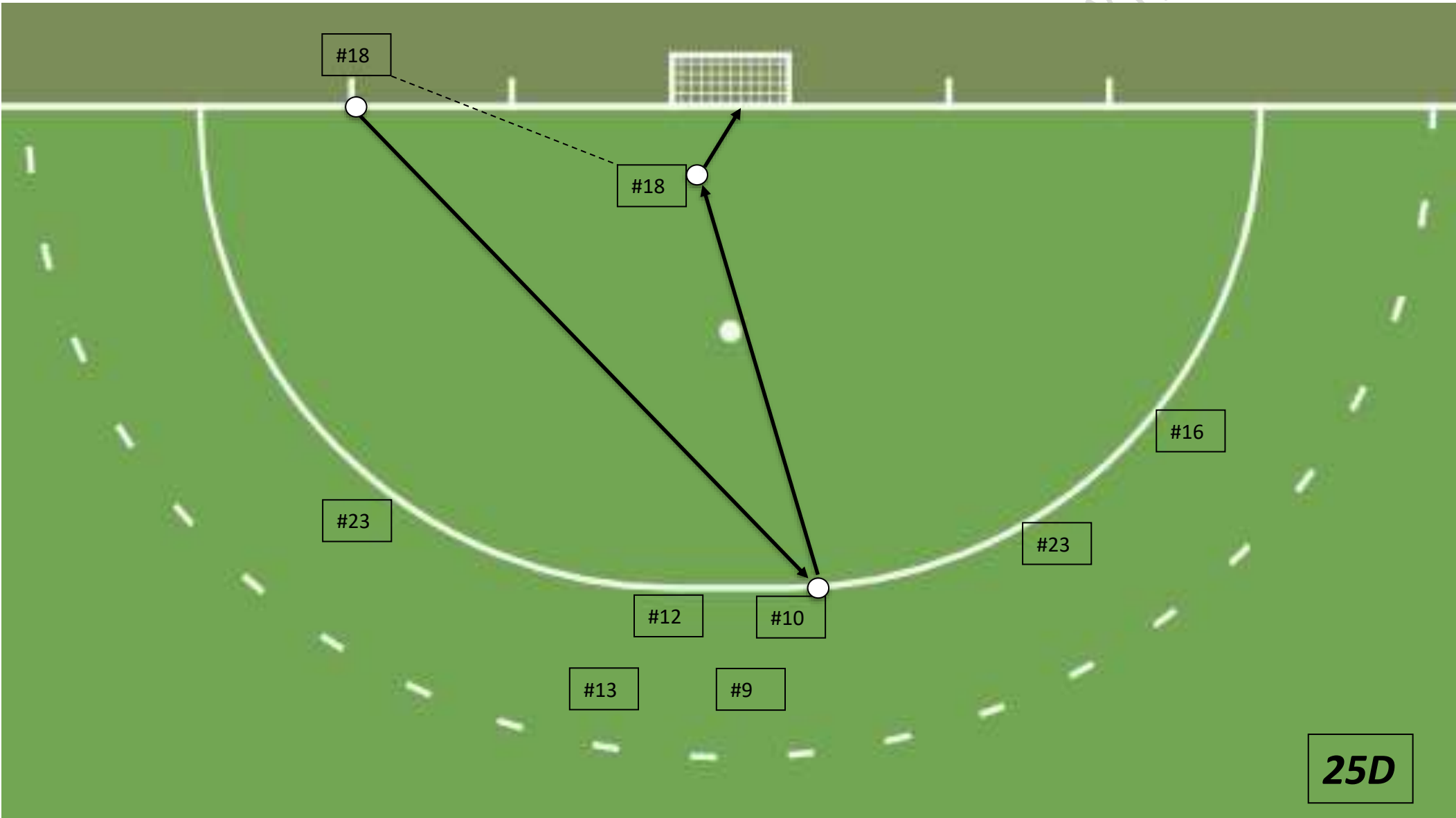



# ATTACKING PENALTY CORNER PERFORMANCE REPORT



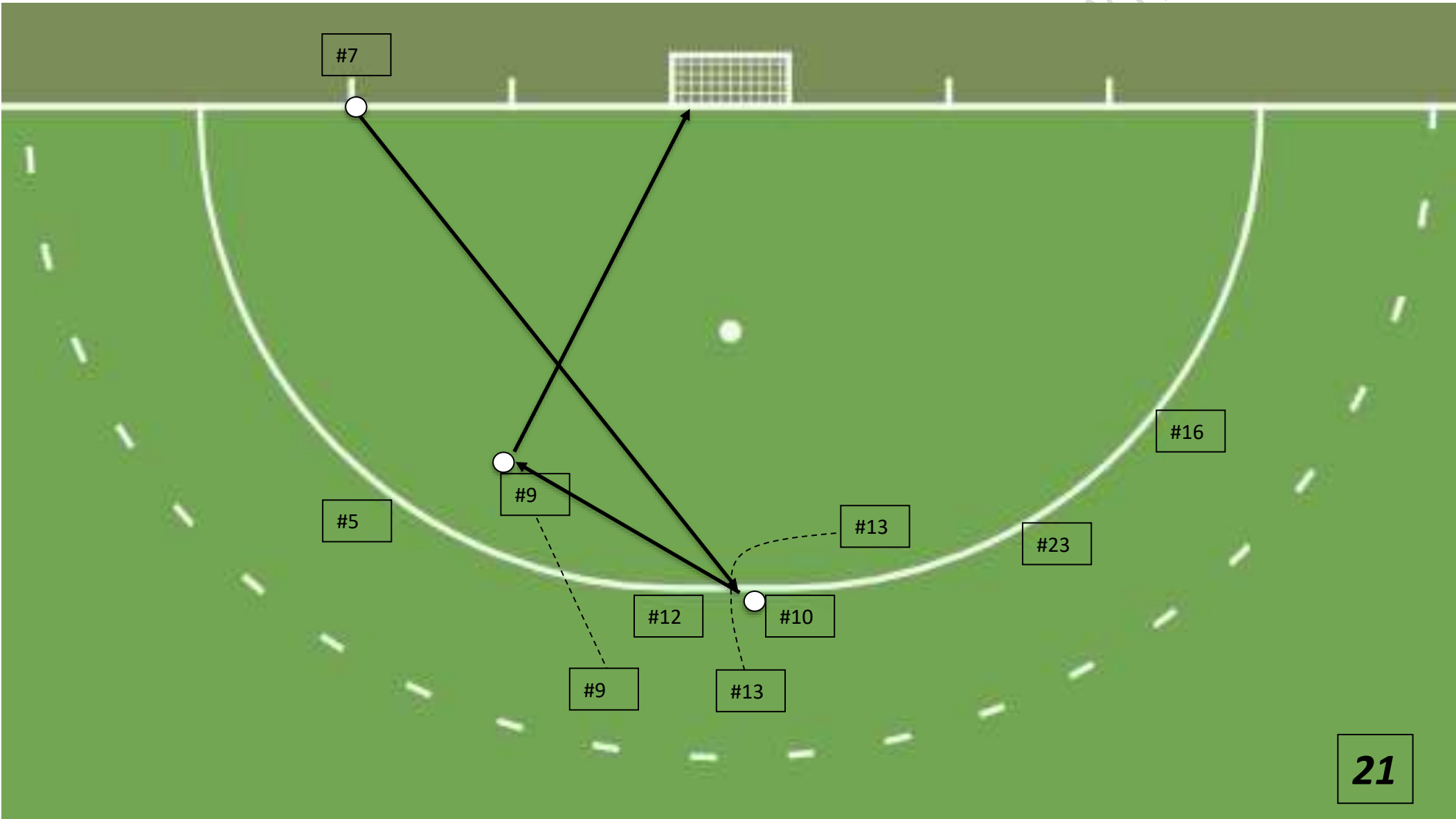



# ATTACKING PENALTY CORNER PERFORMANCE REPORT



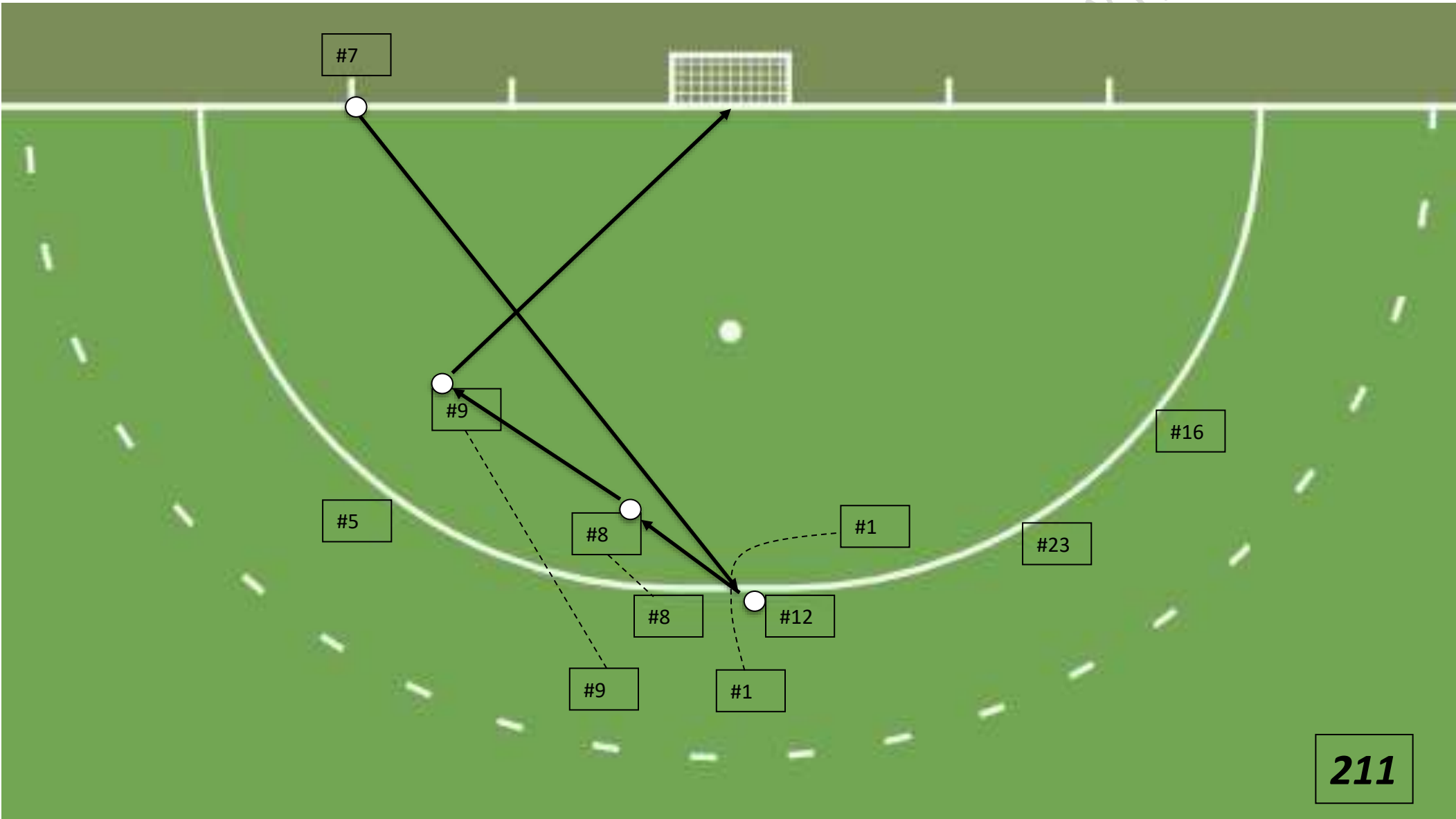



# ATTACKING PENALTY CORNER PERFORMANCE REPORT



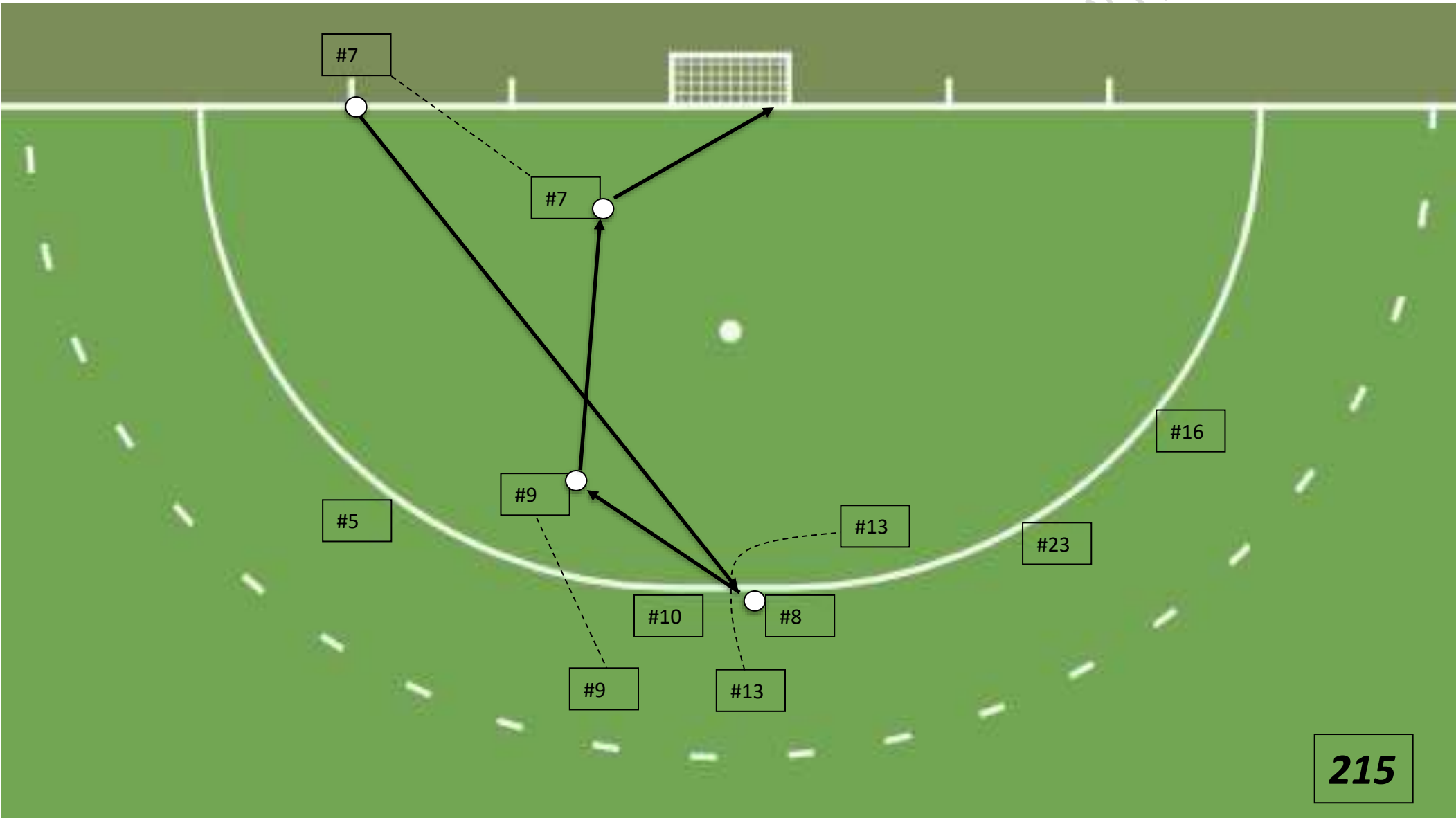



# ATTACKING PENALTY CORNER PERFORMANCE REPORT



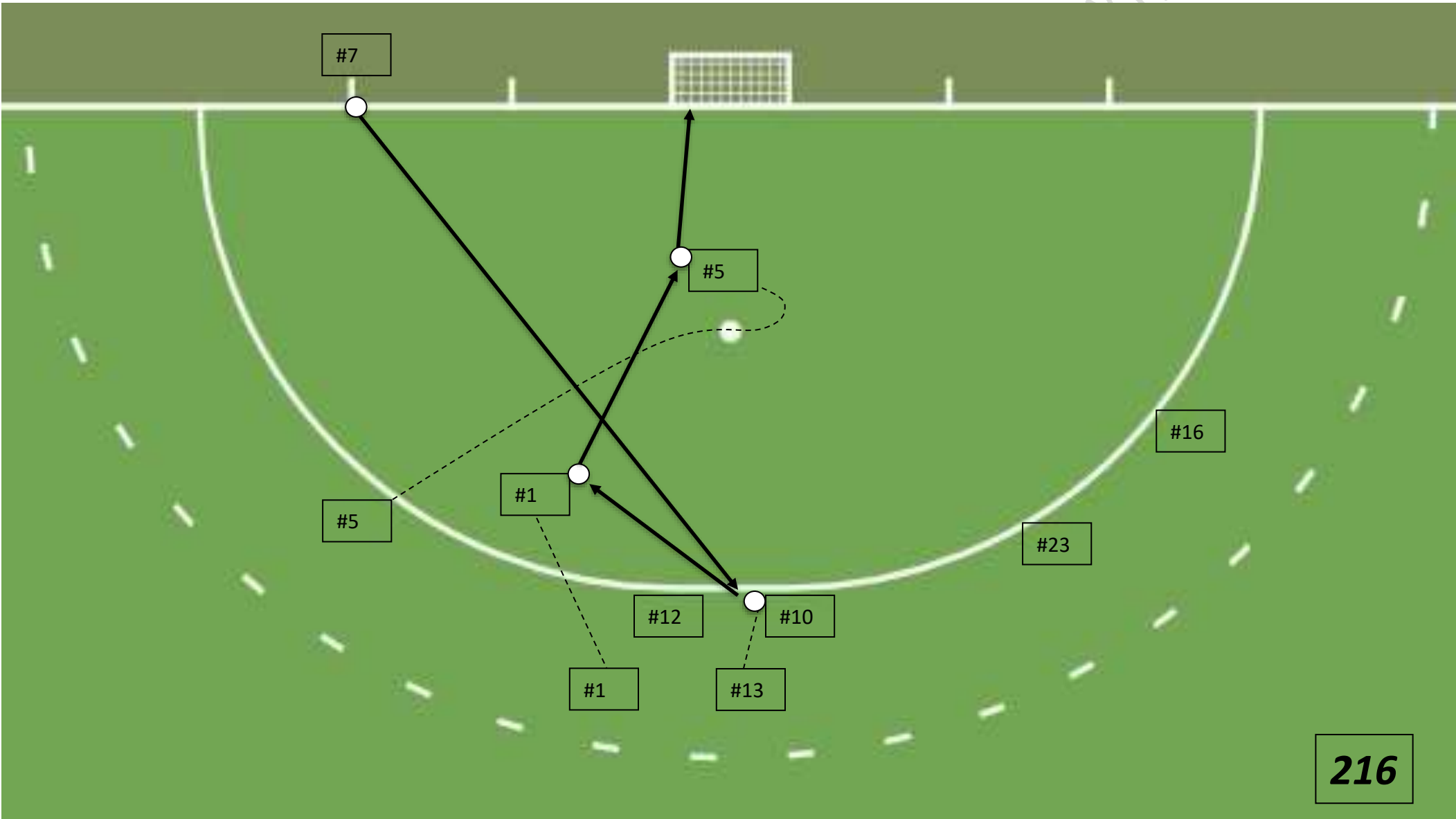



# ATTACKING PENALTY CORNER PERFORMANCE REPORT





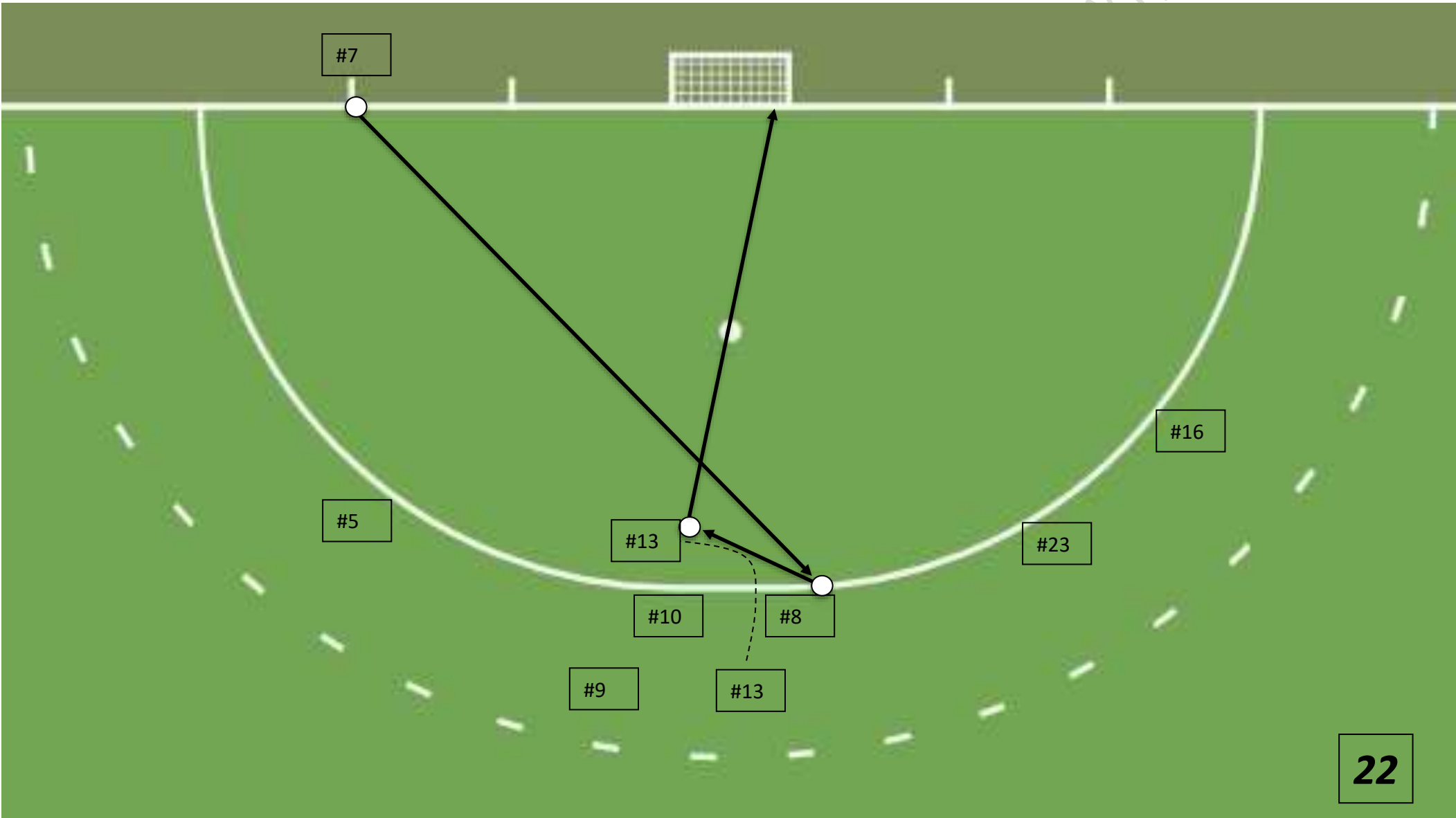

# ATTACKING PENALTY CORNER PERFORMANCE REPORT



216

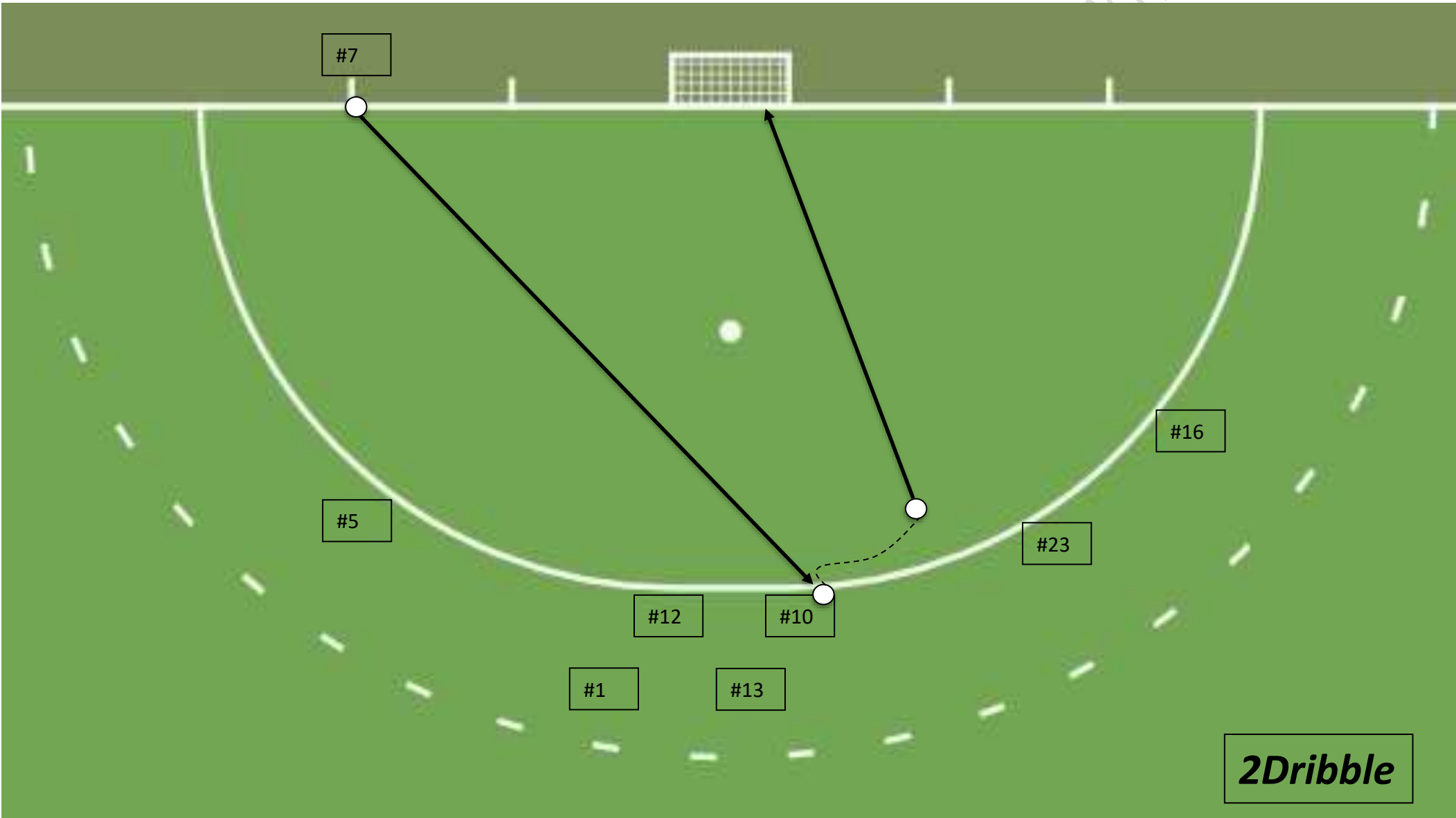



# ATTACKING PENALTY CORNER PERFORMANCE REPORT






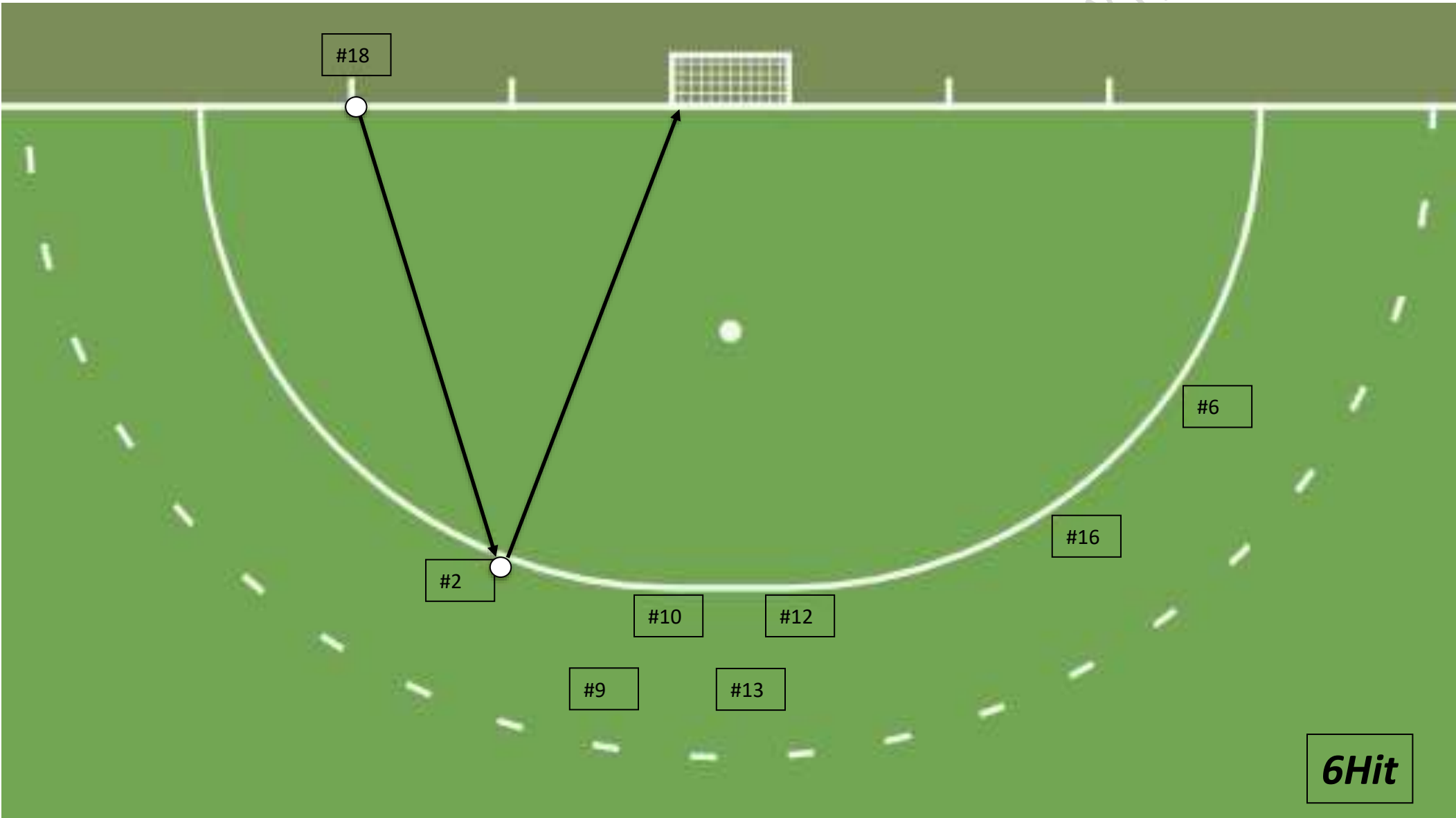
# ATTACKING PENALTY CORNER PERFORMANCE REPORT





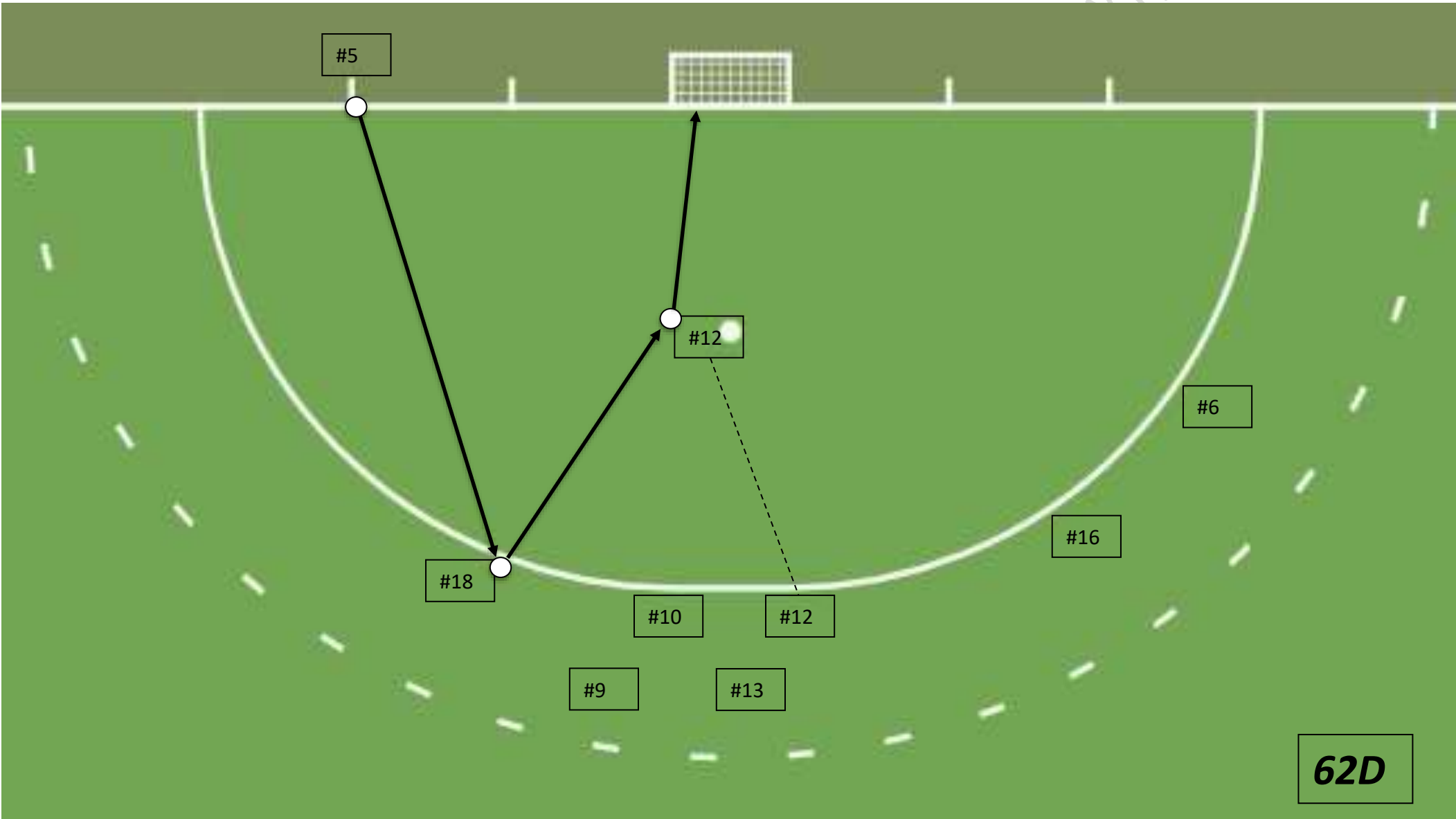



SHORT CORNERS



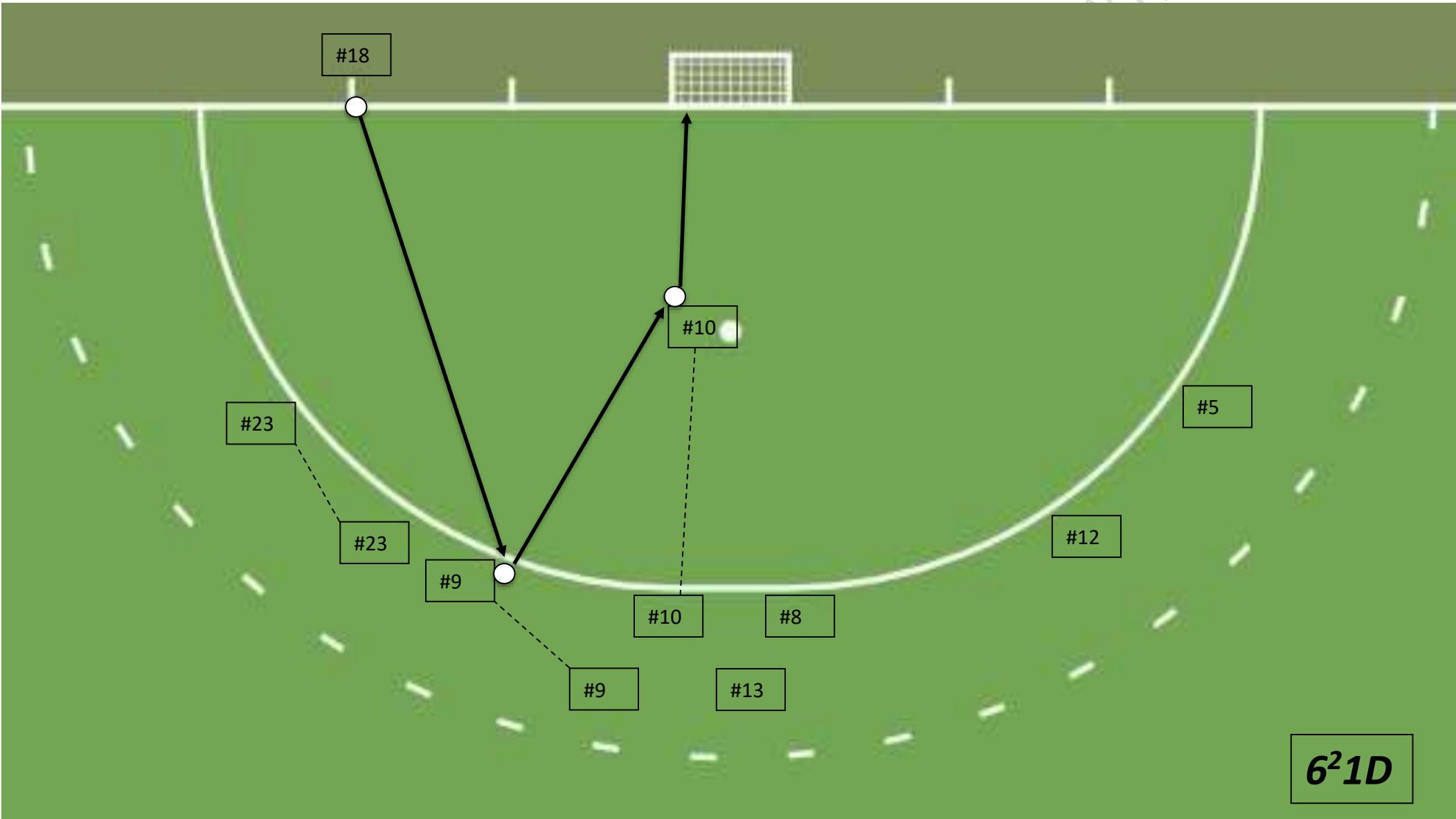



# ATTACKING PENALTY CORNER PERFORMANCE REPORT



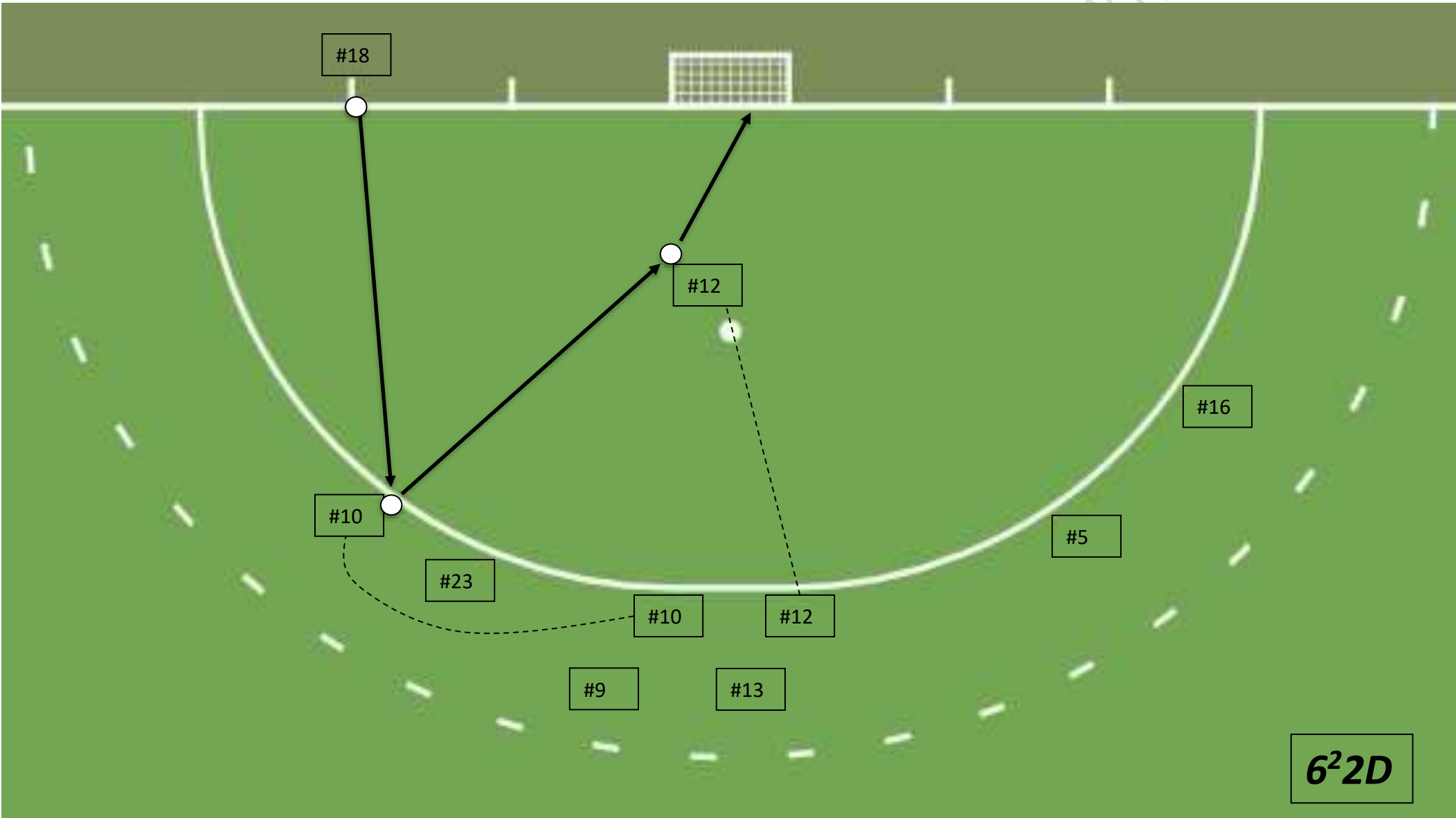



# ATTACKING PENALTY CORNER PERFORMANCE REPORT



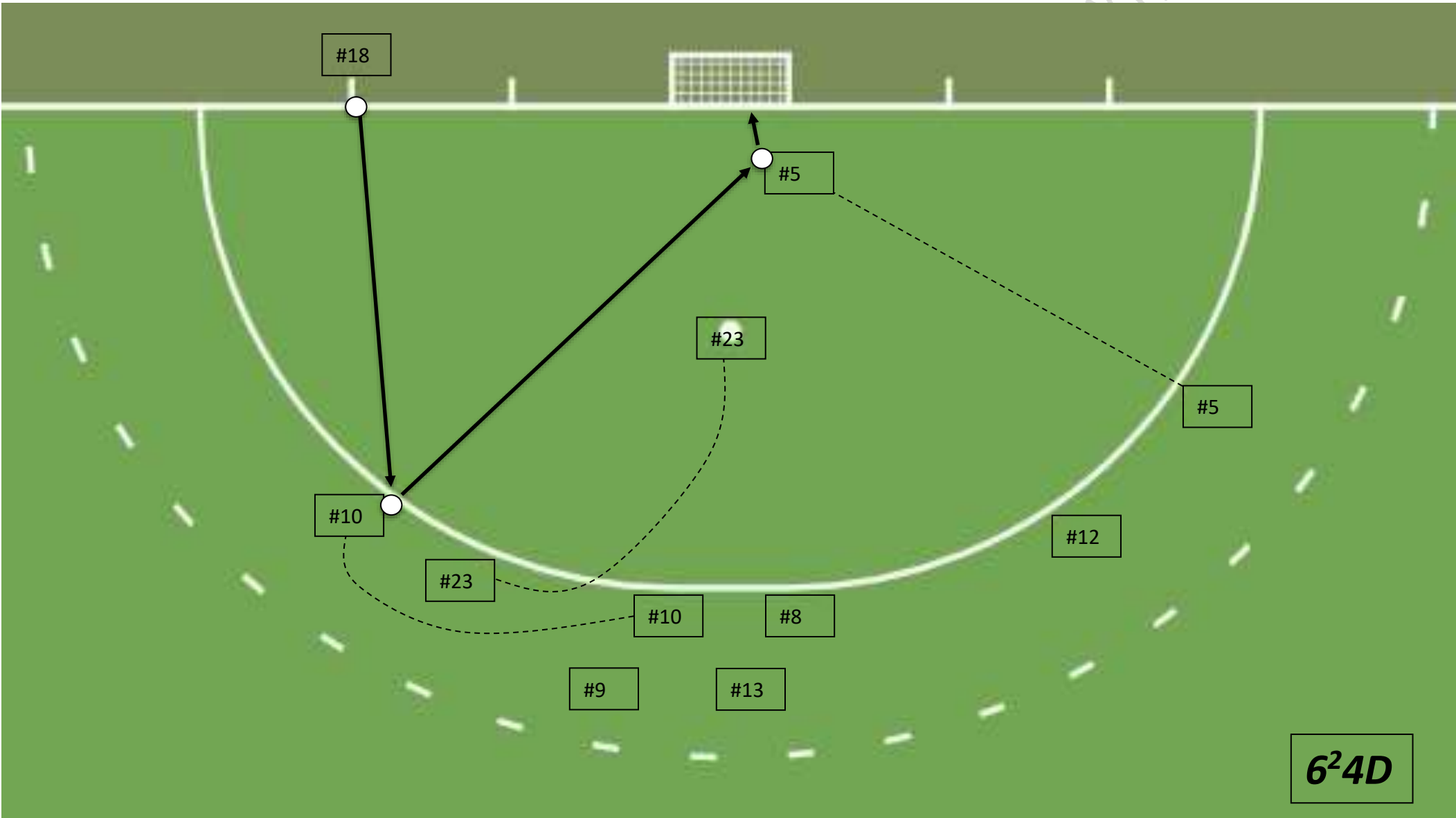



# ATTACKING PENALTY CORNER PERFORMANCE REPORT



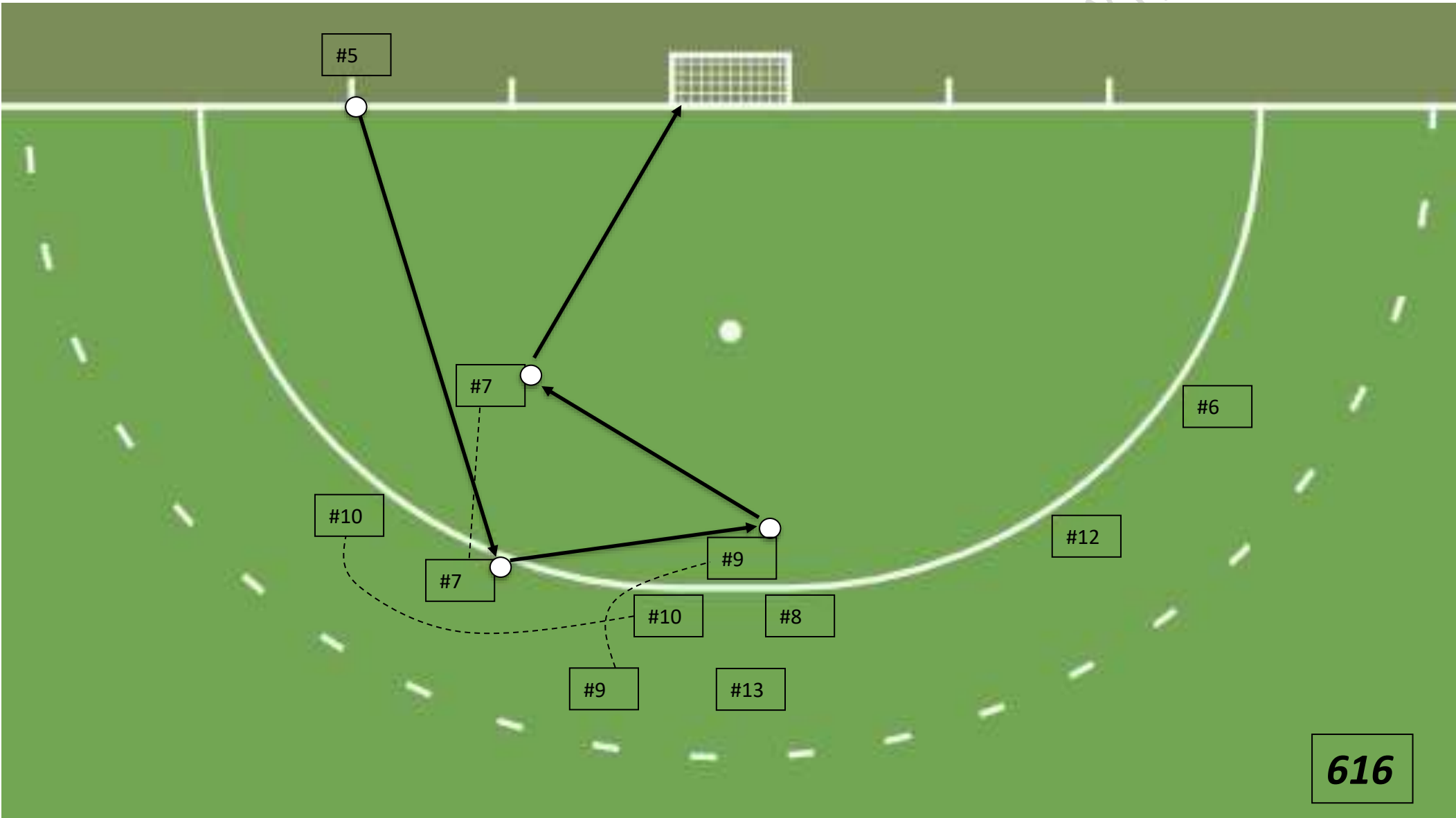



# ATTACKING PENALTY CORNER PERFORMANCE REPORT



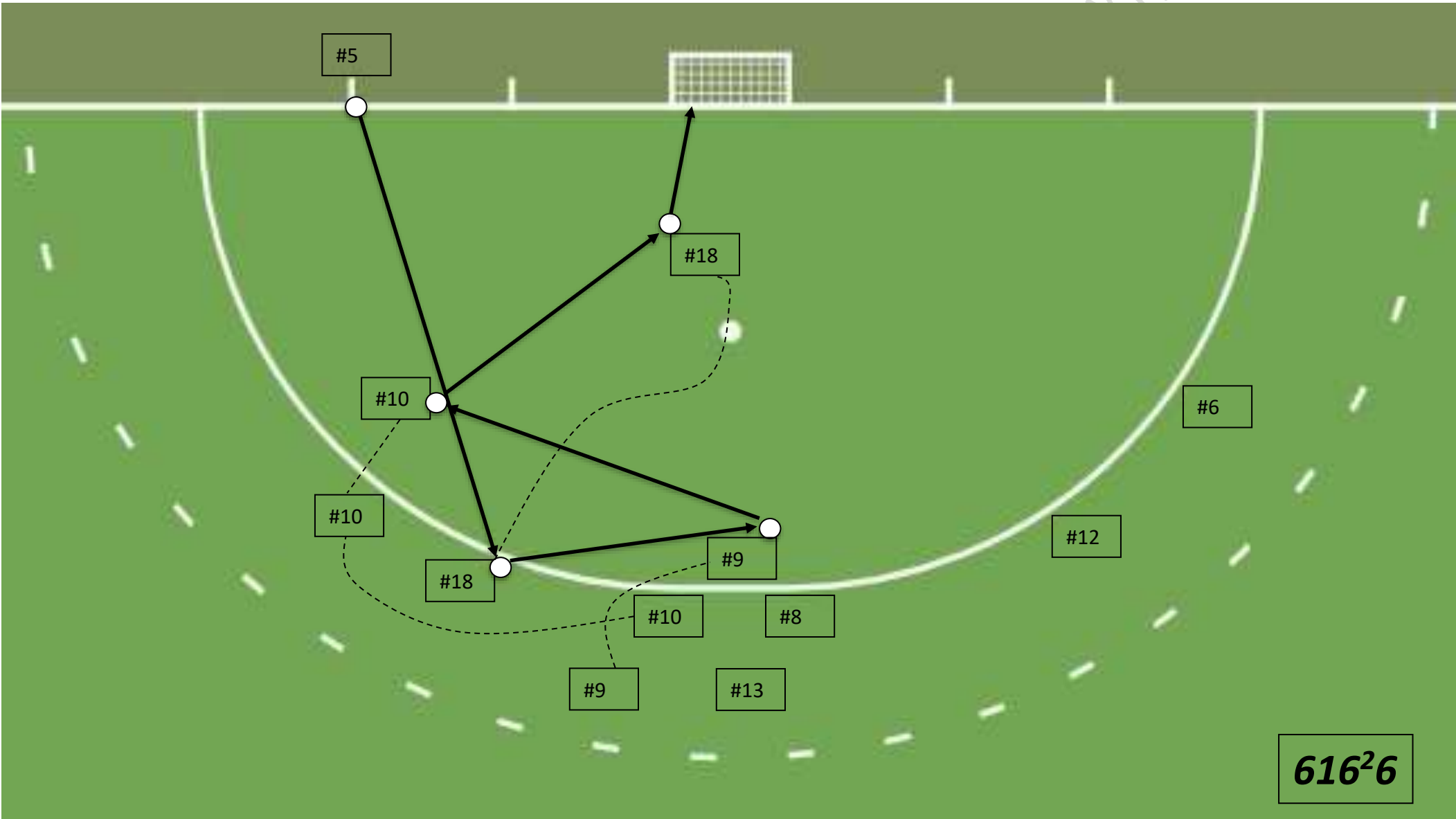



# ATTACKING PENALTY CORNER PERFORMANCE REPORT



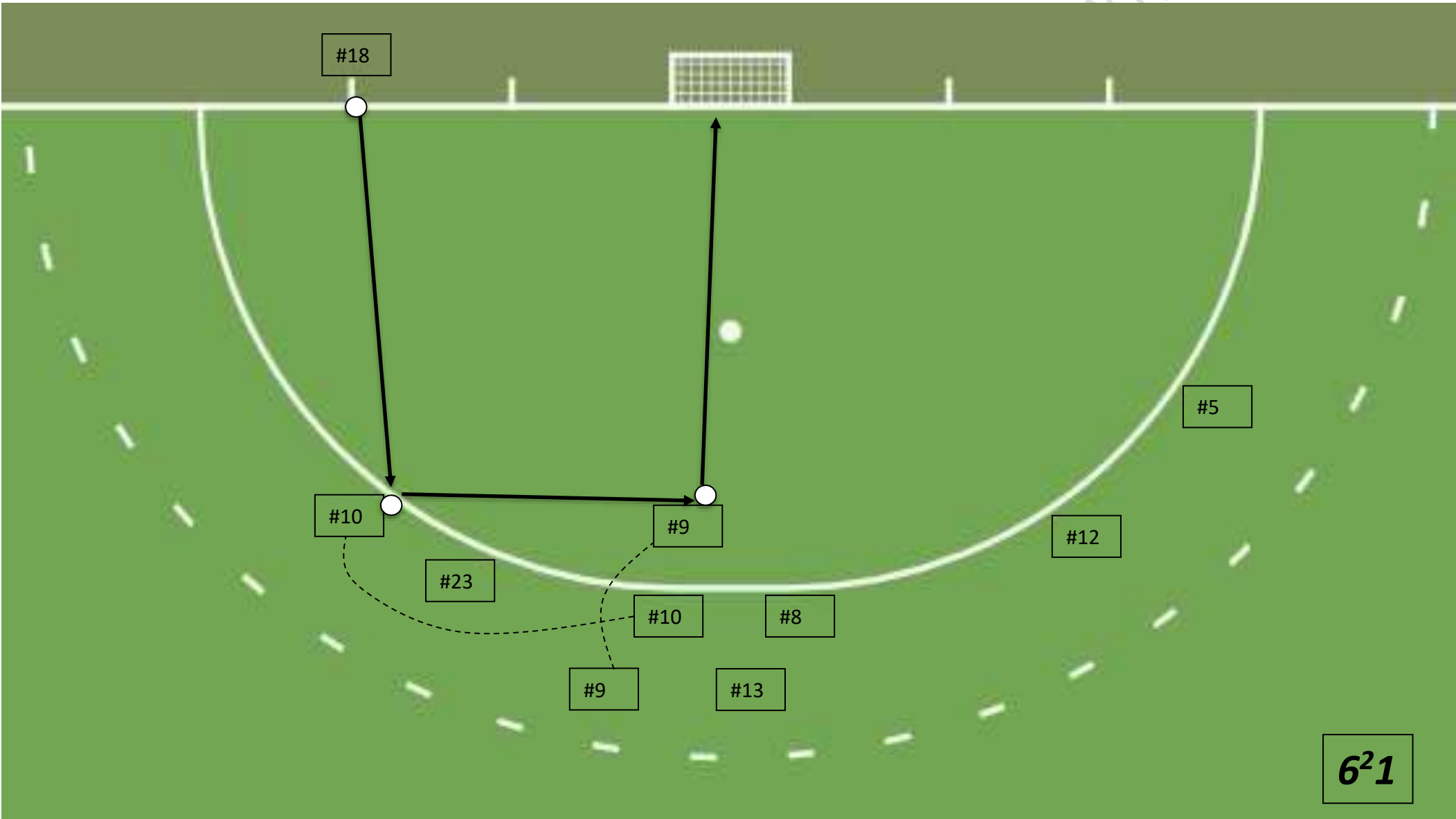



# ATTACKING PENALTY CORNER PERFORMANCE REPORT





# ATTACKING PENALTY CORNER PERFORMANCE REPORT

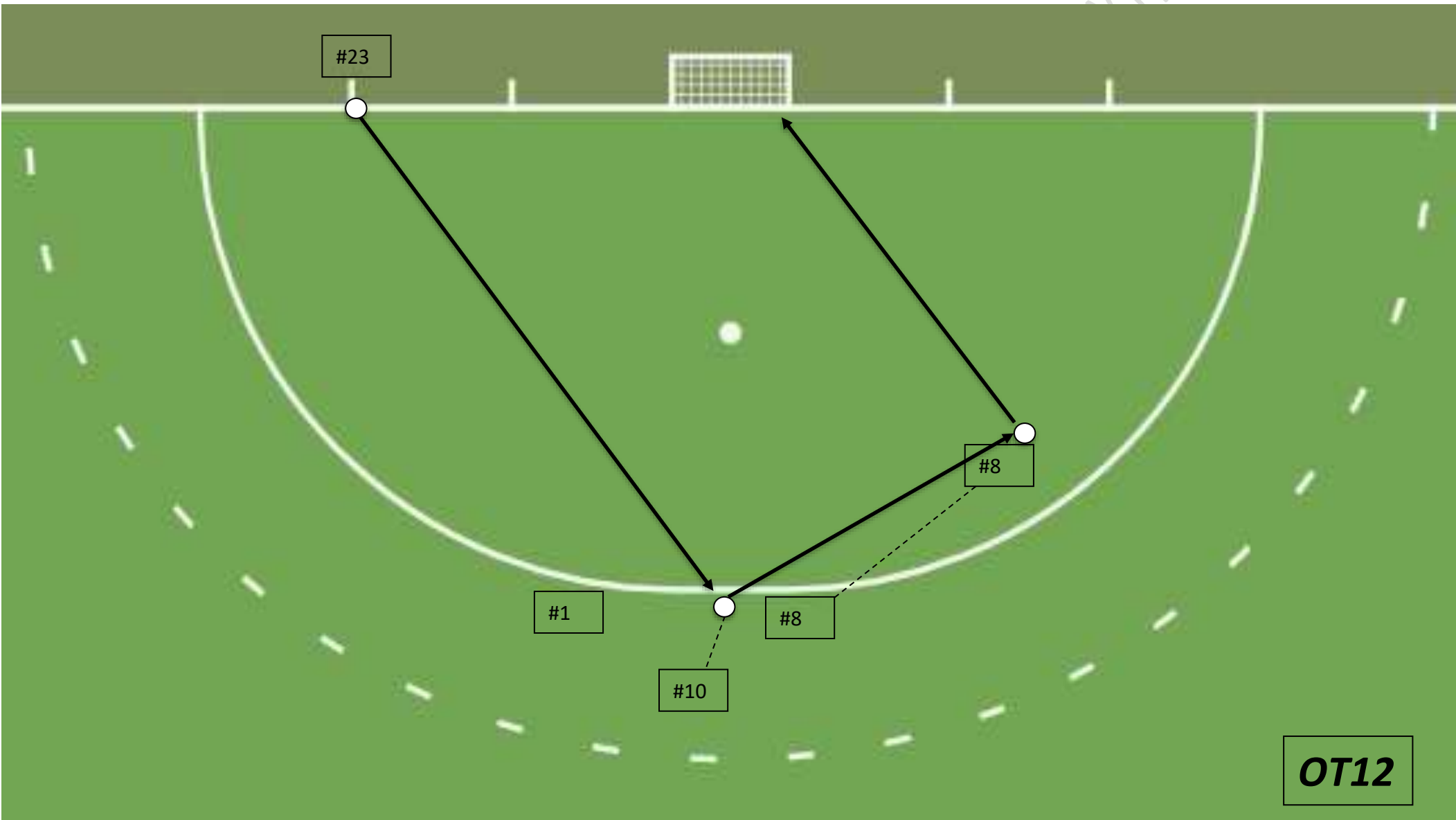






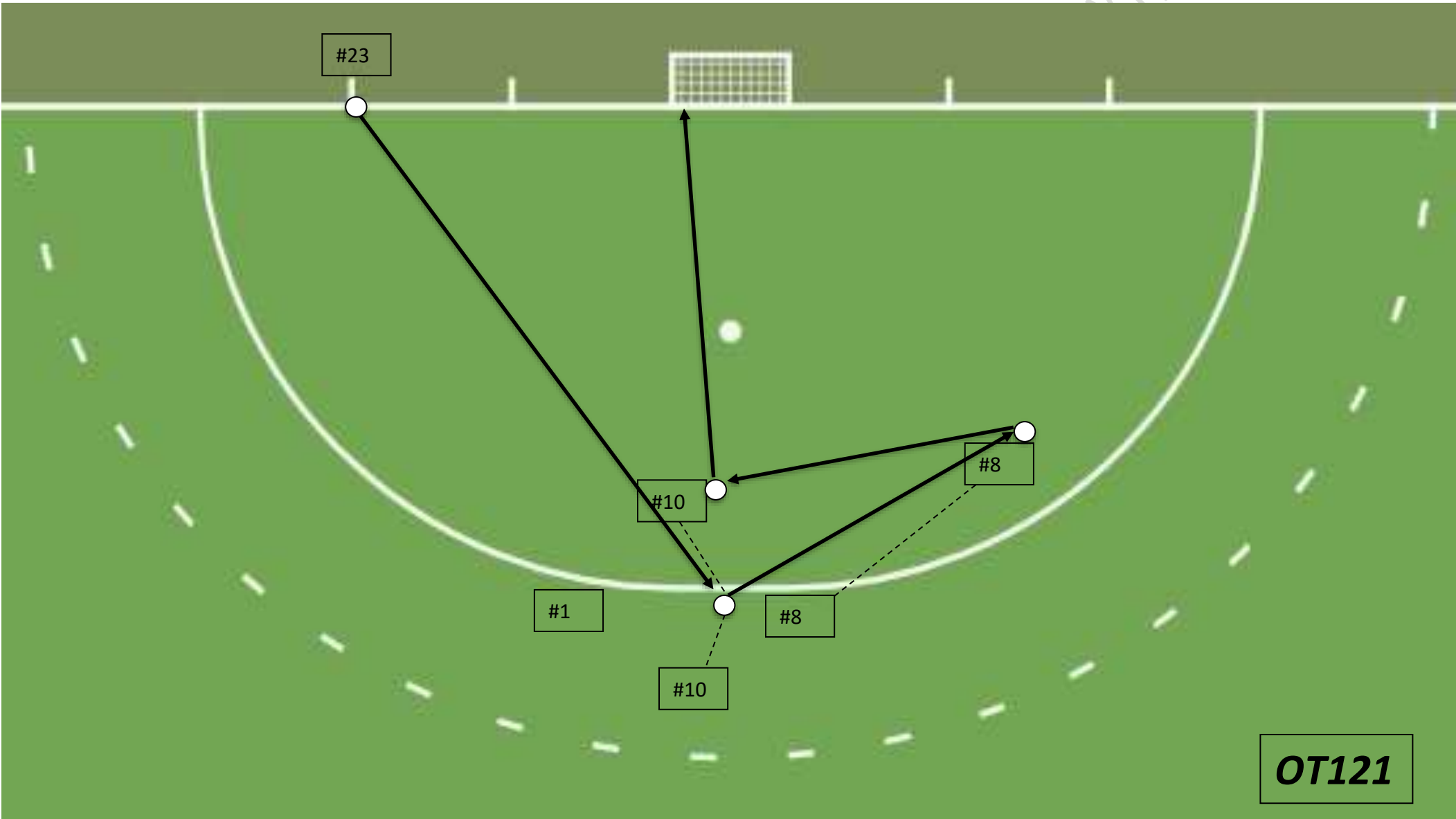

**OVERTIME CORNERS**

ATTACKING PENALTY CORNER PERFORMANCE REPORT



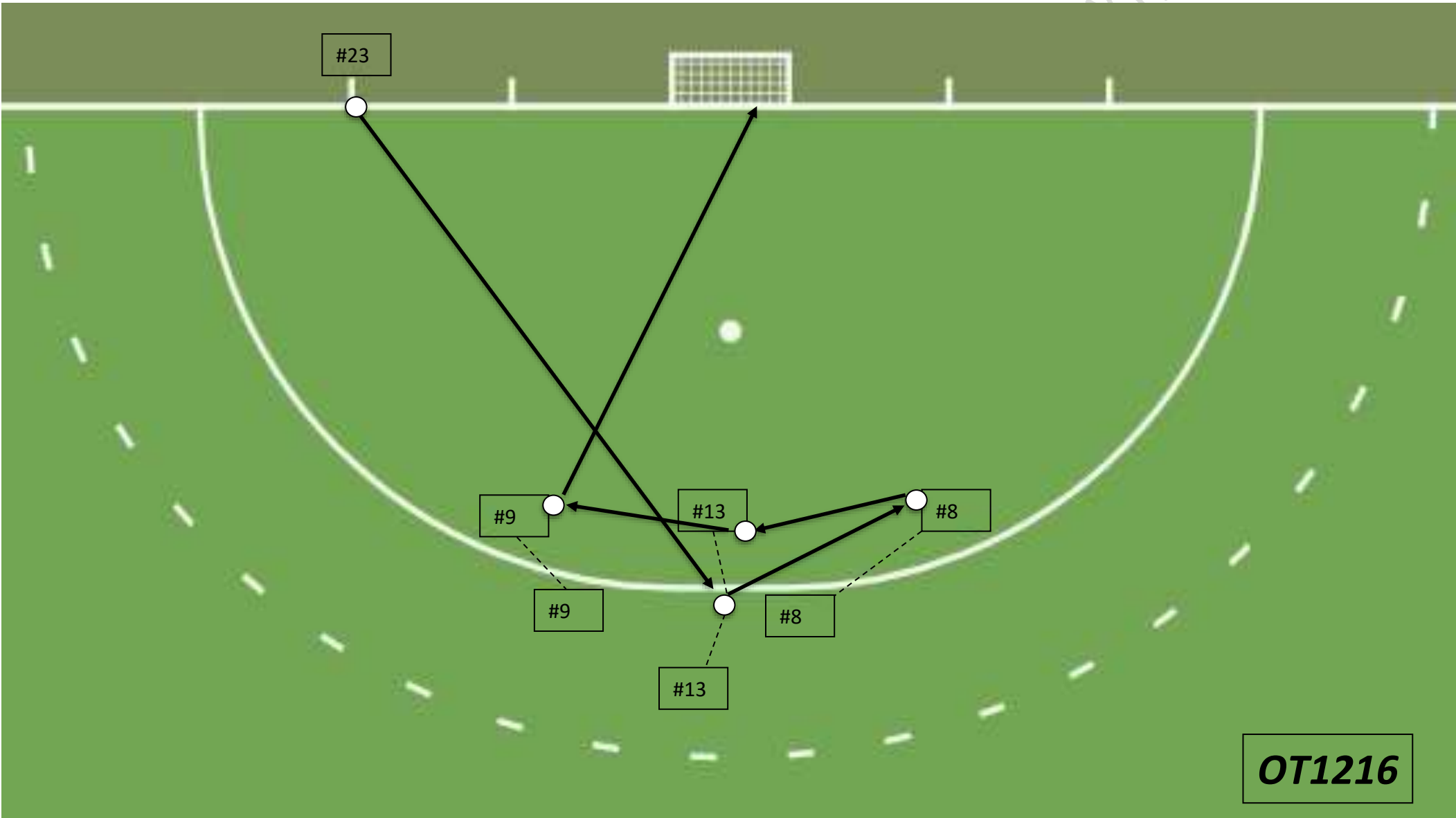



# ATTACKING PENALTY CORNER PERFORMANCE REPORT





# ATTACKING PENALTY CORNER PERFORMANCE REPORT



**OT1216**